

# Passive network tomography for erroneous networks: A network coding approach

Hongyi Yao<sup>1</sup>, Sidharth Jaggi<sup>2</sup> and Minghua Chen<sup>2</sup>

<sup>1</sup> Tsinghua University    <sup>2</sup> The Chinese University of Hong Kong

## Abstract

Passive network tomography uses end-to-end observations of network communication to characterize the network, for instance to estimate the network topology and to localize random or adversarial glitches. Under the setting of linear network coding this work provides a comprehensive study of passive network tomography in the presence of network (random or adversarial) glitches. To be concrete, this work is developed along two directions: 1. Tomographic upper and lower bounds (i.e., the most adverse conditions in each problem setting under which network tomography is possible, and corresponding schemes (computationally efficient, if possible) that achieve this performance) are presented for random linear network coding (RLNC). We consider RLNC designed with common randomness, i.e., the receiver knows the random code-books all nodes. (To justify this, we show an upper bound for the problem of topology estimation in networks using RLNC without common randomness.) In this setting we present the first set of algorithms that characterize the network topology exactly. Our algorithm for topology estimation with random network errors has time complexity that is polynomial in network parameters. For the problem of network error localization given the topology information, we present the first computationally tractable algorithm to localize random errors, and prove it is computationally intractable to localize adversarial errors. 2. New network coding schemes are designed that improve the tomographic performance of RLNC while maintaining the desirable low-complexity, throughput-optimal, distributed linear network coding properties of RLNC. In particular, we design network codes based on Reed-Solomon codes so that a maximal number of adversarial errors can be localized in a computationally efficient manner even without the information of network topology. The tomography schemes proposed in the paper can be used to monitor networks with other glitches such as packets losses and link delays, etc.

**Key Words:** Network coding, passive network tomography, network errors, adversaries.

This work was supported in part by National Natural Science Foundation of China Grant 60553001, the National Basic Research Program of China Grant 2007CB807900 and 2007CB807901, RGC GRF grant 412608, 411008, and 411209, RGC AoE grant on Institute of Network Coding established under the University Grant Committee of Hong Kong, CUHK MoE-Microsoft Key Laboratory of Human-centric Computing and Interface Technologies, Direct Grant (Project Number 2050397) of The Chinese University of Hong Kong, and two gift grants from Microsoft and Cisco. Preliminary versions of this paper are partly in [1] and [2].

## I. INTRODUCTION

The goal of *passive network tomography* (or *passive network monitoring*) is to use end-to-end observations of network communication to infer the network topology, estimate link statistics such as loss rate and propagation delay, and locate network failures [3].

In networks using *linear network coding* each node outputs linear combinations of received packets; this has been shown to attain optimal multicast throughput [4]. In fact, even random linear network codes (where each node independently and randomly chooses the linear combinations used to generate transmitted packets) suffice to attain the optimal multicast throughput [5], [6], [7]. In addition to their desirable distributed nature, such schemes also have low design and implementation complexity [6], [7].

The main observation driving this work is that the linear transforms arising from random linear network coding have specific relationships with the network structure, and these relationships can significantly aid tomography. Prior work [8][9] has also observed this relationship.

**Toy example for error localization:** Consider the tomography problem in Figure 1. Source  $s$  transmits probe symbols (say 1 and 2) to receiver  $r$  via intermediate node  $u$ . Suppose edge  $e_1$  is erroneous and adds (say) 2 to every symbol transmitted over it. Receiver  $r$  knows the probe symbols, network, and communication schemes *a priori*. It also knows one of the links is erroneous (though it doesn't know in what manner), and wants to locate the erroneous link.

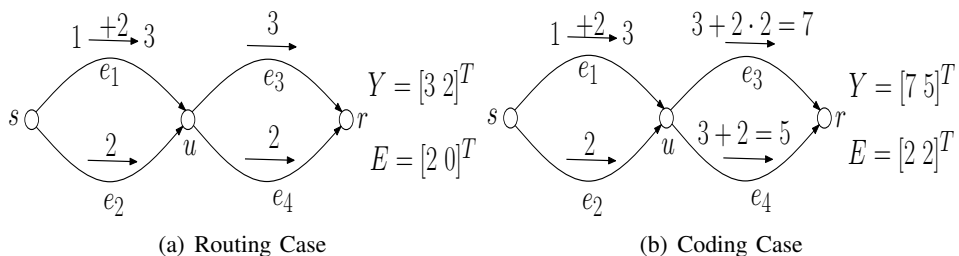


Fig. 1. A tomographic example for locating an error at edge  $e_1$ . In Figure 1(a) observing error vector  $E = [2 \ 0]^T$  is not enough to distinguish the error locations  $e_1$  and  $e_2$ . In Figure 1(b), since network coding is used by intermediate node  $u$ , the information of  $E = [2 \ 2]^T$  is enough to locate the erroneous edge  $e_1$ .

The case where the network communicates only via routing is shown in Figure 1(a). The probe symbols 1 and 2 are transmitted over edges  $e_1$  and  $e_2$  respectively to node  $u$ . Due to the error introduced over  $e_1$ , node  $u$  receives symbols 3 and 2 via edges  $e_1$  and  $e_2$  respectively, and forwards them to node  $r$  via edges  $e_3$  and  $e_4$  respectively. Node  $r$  receives two symbols from  $e_3$  and  $e_4$ , denoted by the vector  $Y = [3 \ 2]^T$ . Since  $r$  knows that probe symbols *a priori*, it can compute the error vector to be  $E = Y - [1 \ 2]^T = [2 \ 0]^T$ . Using  $E$  and its knowledge of the routing scheme, node  $r$  can infer that the error happened in the routing path  $\{e_1, e_3\}$ , but can not figure out whether the error occurred on  $e_1$  or  $e_3$ .

Figure 1(b) shows the case where node  $u$  applies linear network coding to transmit symbols. In particular, node  $u$  outputs  $\mathbf{x}_3 = \mathbf{x}_1 + 2\mathbf{x}_2$  to link  $e_3$  and  $\mathbf{x}_4 = \mathbf{x}_1 + \mathbf{x}_2$  to  $e_4$ , where  $\mathbf{x}_1$  and  $\mathbf{x}_2$  are the symbols that node  $u$  receives from  $e_1$  and  $e_2$ , and  $\mathbf{x}_3$  and  $\mathbf{x}_4$  are the symbols to be sent over  $e_3$  and  $e_4$ . For a unit additive error  $\mathbf{e} = 1$  at  $e_1$ ,  $e_2$ ,  $e_3$  or  $e_4$ , the receiver  $r$  would observe error vectors  $\mathbf{e}[1\ 1]^T$ ,  $\mathbf{e}[2\ 1]^T$ ,  $\mathbf{e}[1\ 0]^T$  or  $\mathbf{e}[0\ 1]^T$  respectively. Thus, errors in different links result in observed error vectors corresponding to vector spaces. Such linear algebraic characteristics of networks can be exploited to locate the erroneous link. Specifically, if error  $\mathbf{e} = 2$  is injected into  $e_1$ , node  $r$  receives  $Y = [7\ 5]^T$ . Knowing in advance the probe symbols and node  $u$ 's coding scheme, the receiver  $r$  computes the error vector as  $E = Y - [1 + 2 \cdot 2, 1 + 2]^T = [2\ 2]^T$ . Upon observing  $E = [2\ 2]^T$  and comparing with the set of possible error vectors corresponding to different error locations,  $r$  can determine that  $e_1$  is the erroneous link and the error is  $\mathbf{e} = 2$ .  $\square$

While the toy example above might give the impression that the coding scheme needs to be carefully designed for the communication problem at hand, our results in this paper show that in fact random linear coding suffices to result in tomographic schemes that are distributed and have low computational and communication overhead. Further, if end-to-end network error-correcting codes (see for instance [10][11]) are used for the network communication layer, in addition network tomography can *also* be implemented in a “passive” manner, *i.e.*, no dedicated probe messages are necessary. Thus throughout this work, the phrase “network tomography” stands for “passive network tomography” unless otherwise specified.

In this work we consider a network in which all nodes perform linear network coding. Besides receiving the messages, the receiver(s) wants to recover the network topology, and then detect and locate adversarial attacks, and random glitches (errors or erasures).

We perform a comprehensive study of passive network tomography in the presence of network errors, under the setting of network coding. In particular, we seek answers to the following questions:

- In networks performing random linear network coding (RLNC), what are the appropriate tomographic upper and lower bounds? That is, what are the most adverse conditions in each problem setting under which network tomography is possible, and what schemes (computationally efficient, if possible) achieve this performance?
- Are there any linear network coding schemes that improve upon the tomographic upper bounds for RLNC while maintaining their desirable low-complexity, throughput-optimal, distributed linear network coding properties?

#### A. Main contributions

We now examine the relationship that linear transforms arising from random linear network coding have with the structure of the network. For this we find it useful to define the *impulse response vector* (IRV)  $\mathbf{t}'(e)$  for every link  $e$  as the transform vector from link  $e$  to the receiver (see Section III-A for details). As shown in subsequent

sections, each  $t'(e)$  can be treated as the fingerprint of corresponding link  $e$ . Any error on  $e$  exposes its fingerprint, allowing us to detect the location of the error. Note that all the tomography schemes proposed in the paper for network errors can be used to monitor networks with other glitches such as network erasures (*i.e.*, packet losses) and link delays. We delay discussion on these related topics to the Appendix.

- For network tomography under RLNC, our results are categorized into two classes:
  - 1) *Topology estimation*. For networks suffering from random or adversarial errors, we provide the first algorithms (under some sufficient conditions) that estimate the network topology (in the case of random errors, our algorithms are computationally efficient). We also provide necessary conditions for such topology estimation to be possible (there is currently a gap between our necessary and sufficient conditions). Common randomness is assumed, *i.e.*, that the coding coefficients of each node are chosen from a random code-book known by the receiver. Note that the adversaries are allowed to access such knowledge. Without such knowledge, we prove that in the presence of adversarial or random errors it is either theoretically impossible or computationally intractable to estimate topology accurately.
  - 2) *Error localization*. We provide the first polynomial time algorithm for locating edges experiencing random errors. For networks suffering from adversarial errors we provide an upper bound of the number of locatable errors, and also a corresponding (exponential-time) algorithm that matches this bound. Moreover, we provide the first proof of computational intractability of the problem. Note that as with error-localization schemes in the previous literature ([8], [12], [13], [14]), the schemes we provide for RLNC require the information of network topology and the local linear coding coefficients – this can be from the topology estimation algorithms in this work, or as part of the network design *a priori*.
- In the other direction, to circumvent the provable tomographic limitations of RLNC, we propose a specific class of random linear network codes that we call network Reed-Solomon coding (NRSC), which have the following three desirable features:
  - 1) NRSC are linear network codes that are implemented in a distributed manner (each network node only needs to know the node-IDs of its adjacent neighbors).
  - 2) With high probability over code design NRSC achieves the the multicast capacity.
  - 3) NRSC aids tomography in the following two aspects:
    - *Computational efficiency*. Under the adversarial error model, the receiver can locate a number of adversarial errors that match a corresponding tomographic upper bound in a computationally efficient manner. For the random error model, an lightweight topology algorithm is provided under NRSC.
    - *Robustness for dynamic networks*. For adversarial (and random) error localization the algorithms under NRSC do not require the priori knowledge of the network topology and thus are robust against dynamic

network updating. For topology estimation in the random error model, the the algorithm under NRSC fits for dynamic networks better than the one under RLNC.

In Table I we compare our results and previous works on computational complexity.

TABLE I  
COMPARISON OUR RESULTS AND PREVIOUS WORKS ON COMPUTATIONAL COMPLEXITY

Objective	Failure model	Tomography for RLNC[Previous works]	Tomography for RLNC[This work]	Tomography for NRSC[This work]
Topology Estimation	Adversarial Errors	-	Exponential	-
	Random Errors	-	Polynomial	Polynomial
Failure Localization	Adversarial Errors	Exponential[8]	Hardness Proof	Polynomial
	Random Errors	Exponential[8], [12]	Polynomial	Polynomial

### B. Related work

*Common randomness:* Essentially all prior tomography results for RLNC assume some form of common randomness, *i.e.*, the receiver is assumed to have prior knowledge of the random coding coefficients used by internal nodes. Some previous results [9], [8], [14] for locating errors under RLNC do not explicitly assume common randomness, but assume the receiver knows all the linear coding coefficients employed by each node in the network, which is related to our notion of common randomness.

We summarize related work on network inference under the following categories.

- 1) *Passive tomography:* The work in [9] provided the first explicit (exponential-time) algorithm for estimating the topology of networks performing RLNC with no errors. The work in [8] studied the problem of locating network errors for RLNC with prior knowledge of network topology. In particular, error localization can be done in time  $\mathcal{O}\binom{|\mathcal{E}|}{z}$ , where  $|\mathcal{E}|$  is the number of links in the network and  $z$  is the number of errors the network experiences.
- 2) *Active tomography:* The authors in [12], [13], and [14] perform network tomography by using probe packets and exploiting the linear algebraic structure of network coding. The setting considered in these works concern active tomography, whereas in this work we focus on passive tomography.
  - a) *Random error localization:* The authors in [12] and [14] study error<sup>1</sup> localization in a network using *binary XOR* coding. Using *pre-designed* network coding and probe packets, they show that the sources can use fewer probe packets than traditional tomography schemes based on routing. Again,  $\mathcal{O}\binom{|\mathcal{E}|}{z}$  is the computational complexity of localization.

<sup>1</sup>In fact network erasures are considered in their works. Here we classify network erasures as a subclass of network errors.

- b) *Topology estimation*: For binary-tree networks using pre-designed binary XOR coding [13] show that the topology can be recovered by using probe packets. The authors in [15] generalize the results to multi-source multi-receiver scenario.
- 3) *Network inference with internal nodes' information*: Another interesting set of works ([16], [17], [18]) infer the network by the “packet information” of each internal node. In particular, the work in [17] discusses the subspace properties of packets received by internal nodes, the work in [16] infers the bottlenecks of P2P networks using network coding, and the works in [18], [19] provides efficient schemes to locate the adversaries in the networks. Note that these works require the topology estimator to have access to internal network nodes.

### C. Organization of the paper

The rest of this paper is organized as follows. We formulate the problem in Section II and present preliminaries in Section III. We then present our main technical results. Our results for network tomography consist of two parts: Part I considers RLNC, the schemes for topology estimation in the presence of network adversary and random errors are presented in Section IV, and the schemes for error localization is presented in Section V; Part II, consists of a particular type of RLNC, network Reed-Solomon coding (NRSC), in Sections VI, Section VII and Section VIII.

## II. PROBLEM FORMULATION AND PRELIMINARIES

### A. Notational convention

Scalars are in lower-case (*e.g.*  $z$ ). Matrices are in upper-case (*e.g.*  $X$ ). Vectors are in lower-case bold-face (*e.g.*  $\mathbf{e}$ ). Column spaces of a matrix are in upper-case bold-face (*e.g.*  $\mathbf{E}$ ). Sets are in upper-case calligraphy (*e.g.*  $\mathcal{Z}$ ).

### B. Network setting

For ease of discussion, we consider an direct acyclic and delay-free network  $\mathcal{G} = (\mathcal{V}, \mathcal{E})$  where  $\mathcal{V}$  is the set of nodes and  $\mathcal{E}$  is the set of edges. Each node has a *unique identification number* known to itself. Such a label could correspond to the node's GPS coordinates, or its IP address, or a factory stamp. The capacity of each edge is normalized to be one symbol of  $\mathbb{F}_q$  per unit time. We denote  $e(u, v)$  as the edge from node  $u$  to  $v$ . For each node  $v \in \mathcal{V}$ , let  $\mathbf{In}(v)$  be the set of all incoming edges (or nodes) of  $v$  and  $\mathbf{Out}(v)$  be the set of all outgoing edges (or nodes) of  $v$ . The out-degree of node  $v$  is defined as  $|\mathbf{Out}(v)|$  and in-degree of node  $v$  is defined as  $|\mathbf{In}(v)|$ .

Note that all the results in the paper can be generalized to the scenario where edges with non-unit capacity are allowed. Non-unit capacity edge is modeled as parallel edges, which can be notated by somewhat unwieldy notations, say  $e(u, v, i)$ , which stands for the  $i$ 'th parallel edge from  $u$  to  $v$ .

We focus on the unicast scenario where a single source  $s$  communicates with a single receiver  $r$  over the network. In principle, our results can be generalized to other communication scenarios where RLNC suffices. For instance, in the networks with multiple receivers, we assume all incoming edges of the receivers are reconnected to a virtual receiver who performs network tomography.

Let  $C$  be the *min-cut* (or *max-flow*) from  $s$  to  $r$ . Without loss of generality, we assume that both the number of edges leaving the source  $s$  and the number of edges entering the receiver  $r$  equal  $C$ . We also assume that for every node in  $\mathcal{V}$ , there is at least one path between the node and the receiver  $r$ ; Otherwise the node does not involve in the communication and is irrelevant to our study.

### C. Dependency

Any set of  $z$  edges  $e_1, e_2, \dots, e_z$  is said to be *flow-independent* if there is a path from the tail of each to the receiver  $r$ , and these  $z$  paths are edge-disjoint. The *flow-rank* of an edge-set  $\mathcal{Z}$  equals the max-flow from the tails of edges in  $\mathcal{Z}$  to the receiver  $r$ . A collection of edge-sets  $\mathcal{Z}_1, \mathcal{Z}_2, \dots, \mathcal{Z}_n$  is said to be *flow-independent* if  $\text{flow-rank}(\cup_{i=1}^n \mathcal{Z}_i) = \sum_{i=1}^n \text{flow-rank}(\mathcal{Z}_i)$ . The flow-rank of an internal node equals to the flow-rank of its outgoing edges. For the set  $\mathcal{Z} \subseteq \mathcal{E}$  with flow-rank  $z$ , the *extended set* (or  $\text{Ext}(\mathcal{Z})$ ) is the set that is of flow-rank  $z$ , includes  $\mathcal{Z}$  and is of maximum size. Note that  $\text{Ext}(\mathcal{Z})$  is well-defined and unique [20].

### D. Network transmission via linear network coding

In this paper we consider the linear network coding scheme proposed in [21]. Let each packet have  $n$  symbols from  $\mathbb{F}_q$ , and each edge have the capacity of transmitting one packet, *i.e.*, a row vector in  $\mathbb{F}_q^{1 \times n}$ .

*Source encoder:* The source  $s$  arranges the data into a  $C \times n$  *message matrix*  $X$  over  $\mathbb{F}_q$ . Then on each outgoing edge of  $s$  a linear combination over  $\mathbb{F}_q$  of the rows of  $X$  is transmitted.  $X$  contains a pre-determined “short” *header* (say, the identity matrix in  $\mathbb{F}_q^{C \times C}$ ) known in advance to both the source and the receiver, to indicate the linear transform from the source to the receiver.

*Network encoders:* Each internal node similarly takes linear combinations of the packets on incoming edges to generate the packets transmitted on outgoing edges. Let  $\mathbf{x}(e)$  represent the packet traversing edge  $e$ . An internal node  $v$  generates its outgoing packet  $\mathbf{x}(e')$  for edge  $e' \in \mathbf{Out}(v)$  as

$$\mathbf{x}(e') = \sum_{e \in \mathbf{In}(v)} \beta(e, v, e') \mathbf{x}(e), \quad (1)$$

where  $\beta(e, v, e')$  is the linear coding coefficient from the packet  $\mathbf{x}(e)$  to the packet  $\mathbf{x}(e')$  via  $v$ . As a default let  $\beta(u, v, w) = \beta(e, v, e')$ , where  $e = (u, v)$  and  $e' = (v, w)$ .

*Receiver decoder:* The receiver  $r$  constructs the  $C \times n$  matrix  $Y$  over  $\mathbb{F}_q$  by treating the received packets as consecutive length- $n$  row vectors of  $Y$ . The network’s internal linear operations induce a linear transform between

$X$  and  $Y$  as

$$Y = TX, \quad (2)$$

where  $T \in \mathbb{F}_q^{C \times C}$  is the overall transform matrix. The receiver  $r$  can extract  $T$  from the packet headers (recall that internal nodes mix headers in the same way as they mix messages). Once  $T$  is invertible the receiver can decode  $X$  by  $X = T^{-1}Y$ .

### E. Network error models

Networks may experience disruption as a part of normal operation. Edge errors are considered in this work – node errors may be modeled as errors of its outgoing edges.

Let  $\mathbf{x}(e) \in \mathbb{F}_q^{1 \times n}$  be the input packet of  $e$ . For each edge  $e \in \mathcal{E}$  a length- $n$  row-vector  $\mathbf{z}(e)$  is added into  $\mathbf{x}(e)$ . Thus the output packet of  $e$  is  $\mathbf{y}(e) = \mathbf{x}(e) + \mathbf{z}(e)$ . Edge  $e$  is said to suffer an error if and only if  $\mathbf{z}(e)$  is a non-zero vector.

Both adversarial and random errors are considered:

- 1) *Random errors*: every edge  $e$  in  $\mathcal{E}$  independently experiences random errors with a non-negative probability.

A random error on  $e$  means that  $\mathbf{z}(e)$  has *at least* one randomly chosen position, say  $i$ , such that the  $i$ 'th symbol of  $\mathbf{z}(e)$  is chosen from  $\mathbb{F}_q$  uniformly at random.<sup>2</sup>

- 2) *Adversarial errors*: The network is said to have  $z$  adversarial errors if and only if the adversary can arbitrarily choose a subset of edges  $\mathcal{Z} \subseteq \mathcal{E}$  with  $|\mathcal{Z}| = z$  and the corresponding erroneous packets  $\{\mathbf{z}(e), e \in \mathcal{Z}\}$ . Note that the adversary is assumed to have unlimited computational capability and has the access to the information of the source matrix  $X$ , network topology, all network coding coefficients and tomography algorithms used by the receiver.

### F. Tomography Goals

The focus of this work is network passive end-to-end tomography in the presence of network errors. There are two tomographic goals:

- 1) *Topology estimation*: The receiver  $r$  wishes to correctly identify the network topology upstream of it (*i.e.*, the graph  $\mathcal{G}$ ).
- 2) *Error location*: The receiver  $r$  wishes to identify the locations where errors occur in the network.

**Remark:** In fact, all tomography schemes in the paper can be generalized in the following manner. Instead of the incoming edges  $\mathbf{In}(r)$  of the receiver  $r$ , consider any cut  $\mathcal{E}_C$  of edges that disconnects source  $s$  from receiver

<sup>2</sup>Note the difference of this model from the usual model of *dense random errors* on  $\mathbb{F}_q$  [22], wherein  $\mathbf{z}(e)$  is chosen from  $\mathbb{F}_q^n$  at random. The model described in this work is more general in that it can handle such errors as a special case. However, it can *also* handle what we call “sparse” errors, wherein only a small fraction of symbols in  $\mathbf{z}(e)$  are non-zero. Such a sparse error may be a more natural model of some transmission error scenarios [23], [24]. They may also be harder to detect. In our model we consider the worst-case sparsity of 1.

$r$ . A network manager that has access to the packets output from  $\mathcal{E}_C$  can use the tomography schemes in the paper to estimate the topology of the upstream network and locate the network errors.

### G. Network error-correcting codes

Consider the scenario where a randomly or maliciously faulty set of edges  $\mathcal{Z}$  of size  $z$  injects faulty packets into the network. As in [11], the network transform (2) then becomes

$$Y = TX + E. \quad (3)$$

Note that the  $C \times n$  error matrix  $E$  has rank at most  $z$  (see Section III-C for details). The goal for the receiver  $r$  in the presence of such errors is still to reconstruct the source's message  $X$ . Note that the loss-rate  $2z/C$  is necessary and sufficient for correcting  $z$  adversarial errors [11], [10], while the loss-rate  $(z + 1)/C$  is necessary and sufficient [10] for correcting  $z$  random errors.

In this work we use the algorithms of [11] for adversarial errors, and the algorithms of [10] for random errors. All our tomography schemes are based on the correct using of these network error-correcting codes.

### H. Computational hardness of NCPRLC

Several theorems we prove regarding the computational intractability of some tomographic problems utilize the hardness results of the following well-studied problem.

The Nearest Codeword Problem for Random Linear Codes (NCPRLC) is defined as follows:

- *NCPRLC*:  $(H, z, \mathbf{e})$ : Given a parity check matrix  $H$  which is chosen uniformly at random over  $\mathbb{F}_q^{l_1 \times l_2}$  with  $l_2 > l_1$ , a constant  $z$ , and a vector  $\mathbf{e} \in \mathbf{H}$  which is linear combined from at most  $z$  columns of  $H$ . The algorithm is required to output a  $z$ -sparse solution  $\mathbf{b}$  for  $H\mathbf{b} = \mathbf{e}$ , i.e.,  $\mathbf{e} = H\mathbf{b}$  and  $\mathbf{b}$  has at most  $z$  nonzero components.

Note that NCPRLC is a well known computational hard problem [25], [25], [26].

### I. Decoding of Reed-Solomon codes

This section introduces some properties of the well-studied Reed-Solomon codes (RSCs) [27], used in particular for worst-case error-correction for point-to-point channels. A Reed Solomon code (RSC) is a linear error-correcting code over a finite field  $\mathbb{F}_q$  defined by its parity check matrix  $H \in \mathbb{F}_q^{l_1 \times l_2}$  with  $l_2 > l_1$ . Here  $l_1 + 1$  is *minimum Hamming distance* of the code, i.e., minimum number of nonzero components among the codewords belonging to the code. In particular,  $H$  is formed as

$$H = [\mathbf{h}_1, \mathbf{h}_2, \dots, \mathbf{h}_{l_2}], \quad (4)$$

where  $\mathbf{h}_i = [h_i, (h_i)^2, \dots, (h_i)^{l_1}]^T \in \mathbb{F}_q^d$  and  $h_i \neq 0$  for each  $i \in [1, l_2]$  and  $h_i \neq h_j$  for  $i \neq j$ .

Given  $\mathbf{e}$  which is a linear combination of any  $z \leq (l_1 + 1)/2$  columns of  $H$ , the decoding algorithm of RS-CODE, denoted as **RS-DECODE**( $H, \mathbf{e}$ ), outputs a  $z$ -sparse solution of  $H\mathbf{b} = \mathbf{e}$  with  $O(l_2 l_1)$  operations over  $\mathbb{F}_q$  (see [28]). That is,  $\mathbf{b} \in \mathbb{F}_q^{l_2}$  has at most  $z$  non-zero components and  $\mathbf{e} = H\mathbf{b}$ . Further more, for any  $\mathbf{b}' \neq \mathbf{b}$  either  $\mathbf{e} \neq H\mathbf{b}'$  or  $\mathbf{b}'$  has more than  $z$  non-zero components, *i.e.*,  $\mathbf{b}$  is the unique  $z$ -sparse solution of  $H\mathbf{b} = \mathbf{e}$ .

### III. IMPULSE RESPONSE VECTOR (IRV)

In this section, we explain the relationship between the linear transforms induced by the linear network coding and the network structures, by introducing the concept of *impulse response vector* (IRV). The relationship forms the mathematical basis for our proposed tomography schemes.

#### A. Definition of Impulse Response Vector (IRV)

Corresponding to each edge  $e \in \mathcal{E}$  we define the length- $C$  impulse response vector (IRV)  $\mathbf{t}'(e) \in \mathbb{F}_q^C$  as the linear transform from  $e$  to the receiver. In particular, let the source  $s$  transmit the *all-zeroes packet*  $\mathbf{0} \in \mathbb{F}_q^n$  on all outgoing edges, let edge  $e$  inject a packet  $\mathbf{z}(e) \in \mathbb{F}_q^n$ , and let each internal node perform the linear network coding operation. Then the matrix  $Y$  received by the receiver  $r$  is  $Y = \mathbf{t}'(e)\mathbf{z}(e) \in \mathbb{F}_q^{C \times n}$ . So  $\mathbf{t}'(e)$  can be thought of as a “unit impulse response” from  $e$  to  $r$ .

An illustrating example for edge IRVs is in Figure 2 and Figure 3, where the coding coefficients are shown in Figure 2 and the packet length is assumed to be 1. In Figure 3(a), only  $e_4$  has an injected symbol 1 and what  $r$  receives is  $Y = [1, 0]^T$ , thus the IRV of  $e_4$  is  $\mathbf{t}'(e_4) = [1, 0]^T$ . For the same reason, the IRVs of  $e_5, e_3, e_2$  and  $e_1$  are computed in Figure 3(b), Figure 3(c), Figure 3(d) and Figure 3(e) respectively.

For a set of edges  $\mathcal{Z} \subseteq \mathcal{E}$  with  $|\mathcal{Z}| = z$ , the columns of the  $C \times z$  *impulse response matrix*  $T'(\mathcal{Z})$  comprise of the set of vectors  $\{\mathbf{t}'(e) : e \in \mathcal{Z}\}$ .

All IRVs can be inductively computed. First, the IRV for each edge incoming to the receiver is set as a distinct unit vector, *i.e.*, a distinct column of the  $C \times C$  identity matrix. Then for each edge  $e$  incoming to node  $v$  with outgoing edges  $\{e_1, e_2, \dots, e_d\}$  we have

$$\mathbf{t}'(e) = \sum_{j=1,2,\dots,d} \beta(e, v, e_j) \mathbf{t}'(e_j).$$

#### B. IRVs under random linear network coding (RLNC)

The linear network coding defined in Section II-D is a random linear network coding (RLNC) if and only if [6]:

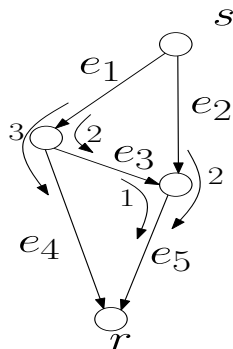


Fig. 2. An example network and its local coding coefficients.

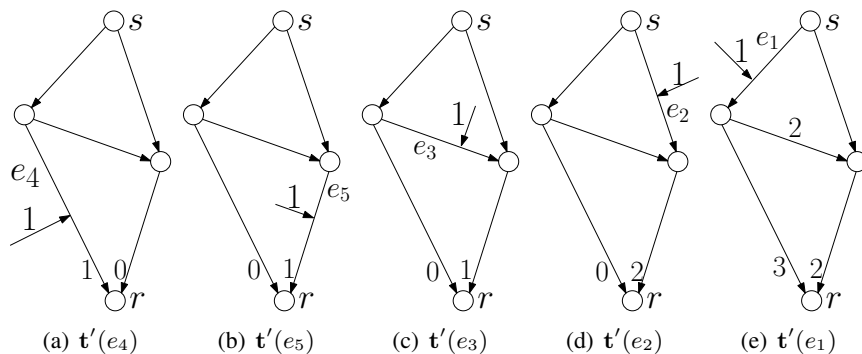


Fig. 3. The IRVs of the edges shown in Figure 2:  $\mathbf{t}'(e_4) = [1, 0]^T$ ,  $\mathbf{t}'(e_5) = [0, 1]^T$ ,  $\mathbf{t}'(e_3) = \mathbf{t}'(e_5) = [0, 1]^T$ ,  $\mathbf{t}'(e_2) = 2\mathbf{t}'(e_5) = [0, 2]^T$  and  $\mathbf{t}'(e_1) = 3\mathbf{t}'(e_4) + 2\mathbf{t}'(e_3) = [3, 2]^T$ . Edges  $e_2$  and  $e_3$  are not flow-independent, so the IRV  $\mathbf{t}'(e_2)$  equals the  $\mathbf{t}'(e_3)$  (up to a scalar multiple). Conversely,  $e_1$  and  $e_5$  are flow-independent, so  $\mathbf{t}'(e_1)$  is linearly independent from  $\mathbf{t}'(e_5)$ .

*Source encoder:* The source  $s$  takes  $C$  independently and uniformly random linear combinations of the rows of  $X$  to generate respectively the packets transmitted on each edge outgoing from  $s$  (recall that exactly  $C$  edges leave the source  $s$ ).

*Network encoders:* Each internal node, say  $v$ , independently and uniformly chooses its local coding coefficients  $\{\beta(e, v, e'), e \in \mathbf{In}(v), e' \in \mathbf{Out}(v)\}$  at random.

*Receiver decoder:* As shown in Equation (2), the receiver  $r$  receives  $Y$  as  $Y = TX$ , where  $T$  is the overall transform matrix. It is proved that with a probability at least  $1 - |\mathcal{E}|/q$  the matrix  $T$  is invertible for RLNC [6]. The receiver extracts  $T$  from the header of  $Y$  and decodes  $X$  by  $X = T^{-1}Y$ .

For RLNC, the linear transforms defined in Section III-A provides an algebraic interpretation for the graphes. To be concrete, Lemma 1 below states that the linear independence of the IRVs has a close relationship with the flow-independence of the edges. The relationship is used in tomography schemes shown in later sections.

*Lemma 1:* 1) The rank of the impulse response matrix  $T'(\mathcal{Z})$  of an edge set  $\mathcal{Z}$  with flow-rank  $z$  is at most

$z$ .

2) The IRVs of flow-independent edges are linear independent with a probability at least  $1 - |\mathcal{E}|/q$ .

**Proof:**

- 1) When the flow-rank of  $\mathcal{Z}$  is  $z$ , the max-flow from  $\mathcal{Z}$  to  $r$  is at most  $z$ . If the rank of  $T'(\mathcal{Z})$  is larger than  $z$ , say  $z + 1$ ,  $\mathcal{Z}$  can transmit information to  $r$  at rate  $z + 1$ , which is a contradiction.
- 2) For an flow-independent edge set  $\mathcal{Z}$  with cardinality  $z$ , assume a virtual source node  $s'$  has  $z$  virtual edges connected to the headers of  $\mathcal{Z}$ , and all outgoing edges (except for  $\mathcal{Z}$ ) of the headers of  $\mathcal{Z}$  are deleted. The max-flow from  $s'$  to  $r$  is  $z$  and  $\mathcal{Z}$  is a cut. Then  $T'(\mathcal{Z})$  has rank  $z$  if and only if  $s'$  can transmit information to  $r$  at rate  $z$ . By a direct corollary of Theorem 1 in [5], this happens with a probability at least  $1 - |\mathcal{E}|/q$ .

□

Thus for a large enough field-size  $q$ , properties of the edge sets map to the similar properties of the IRVs. For instance, with a probability at least  $1 - |\mathcal{E}|/q$ ,  $\text{flow-rank}(\cup_{i=1}^d \mathcal{Z}_i) = \sum_{i=1}^d \text{flow-rank}(\mathcal{Z}_i)$  if and only if  $\text{rank}(T'(\cup_{i=1}^d \mathcal{Z}_i)) = \sum_{i=1}^d \text{rank}(T'(\mathcal{Z}_i))$ . Thus by studying the ranks of  $T'(\mathcal{Z}_i)$ , we can infer the flow-rank structures of  $\mathcal{Z}_i$ .

The example in Figure 3 also shows the relationship between flow-independence and linear independence.

### C. IRVs for network errors

Assume a faulty set of edges  $\mathcal{Z}$  of size  $z$  injects faulty packets into the network, i.e.,  $\mathcal{Z} = \{e : e \in \mathcal{E}, \mathbf{z}(e) \neq 0\}$  and  $|\mathcal{Z}| = z$ . From the definition of IRV, we have:

$$Y = TX + T'(\mathcal{Z})Z, \quad (5)$$

where  $Z$  is a  $z \times n$  matrix whose rows comprised of erroneous packets  $\{\mathbf{z}(e) : e \in \mathcal{Z}\}$ . Thus the error matrix  $E$  defined in Equation (3) (of Section II-G) equals  $T'(\mathcal{Z})Z$  and has rank at most  $z$ .

## Part I: Network Tomography for Random Linear Network Coding (RLNC)

### IV. TOPOLOGY ESTIMATION FOR RLNC

#### A. Common randomness

*Common randomness* means that all candidate local coding coefficients  $\{\beta(u, v, w), u, w \in \mathcal{V}\}$  of node  $v \in \mathcal{V}$  are chosen from its local random code-book  $\mathcal{R}_v$ , and the set of all local random code-books  $\mathcal{R} = \{\mathcal{R}_v, v \in \mathcal{V}\}$  is known *a priori* to the receiver  $r$ . Note that  $\mathcal{R}$  can be public to all parties including the adversaries.

Common randomness is both necessary and sufficient for network topology estimation under RLNC. On one hand the sufficiency is followed by the works in [9] and this section. On the other hand we show that in the presence of adversarial (or random errors), determining the topology without assuming common randomness is theoretically impossible (or computationally intractable) later in Theorem 2 and Theorem 3.

Each local random code-book in  $\mathcal{R}$  comprises of a list of elements from  $\mathbb{F}_q$ , with each element chosen independently and uniformly at random. These random code-books can be securely broadcasted by the source *a priori* using a common public key signature scheme such as RSA [29], or as part of network design.

Depending on the types of failures in the network, we define two types of common randomness. Recall that  $\beta(u, v, w)$  is the local coding coefficient from edge  $e(u, v)$  via  $v$  to the edge  $e'(v, w)$  (see Section II-D for details).

- 1) *Weak type common randomness for random errors*: For node  $v \in \mathcal{V}$  each distinct element  $(u, w)$  in  $\mathcal{V} \otimes \mathcal{V}$  indexes a distinct element in  $\mathcal{R}_v$ . The local coding coefficient  $\beta(u, v, w)$  is chosen as the element  $\mathcal{R}_v(u, w)$ . For instance consider the subnetwork shown in Figure 4. Under weak type common randomness, Figure 5 shows how node  $v_1$  chooses the coding coefficient  $\beta(v_2, v_1, v_4)$ .

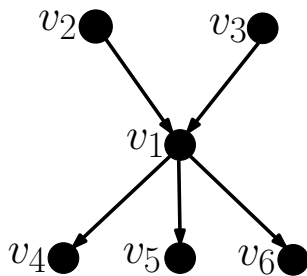


Fig. 4. The adjacent neighbors of node  $v_1$ .

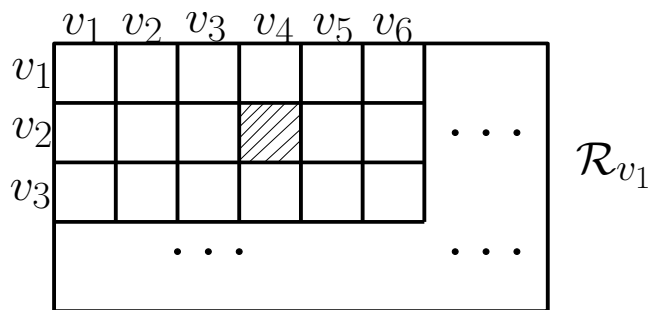


Fig. 5. Under weak type common randomness, node  $v_1$  in Figure 4 chooses  $\beta(v_2, v_1, v_4)$  as the element shown in the dark region.

- 2) *Strong type common randomness for adversarial errors*: For node  $v \in \mathcal{V}$  each distinct element  $(u, w, w')$  in  $\mathcal{V} \otimes \mathcal{V} \otimes \mathcal{V}$  indexes a distinct element in  $\mathcal{R}_v$ . For an instance network, recall that  $\mathbf{Out}(v)$  is the outgoing edges of  $v$ . The coding coefficients  $\beta(u, v, w)$  is chosen as

$$\beta(u, v, w) = \sum_{e(v, w') \in \mathbf{Out}(v)} \mathcal{R}_v(u, w, w'). \quad (6)$$

For instance consider the subnetwork shown in Figure 4. Under strong type common randomness, Figure 6 shows how node  $v_1$  chooses the coding coefficient  $\beta(v_2, v_1, v_4)$ .

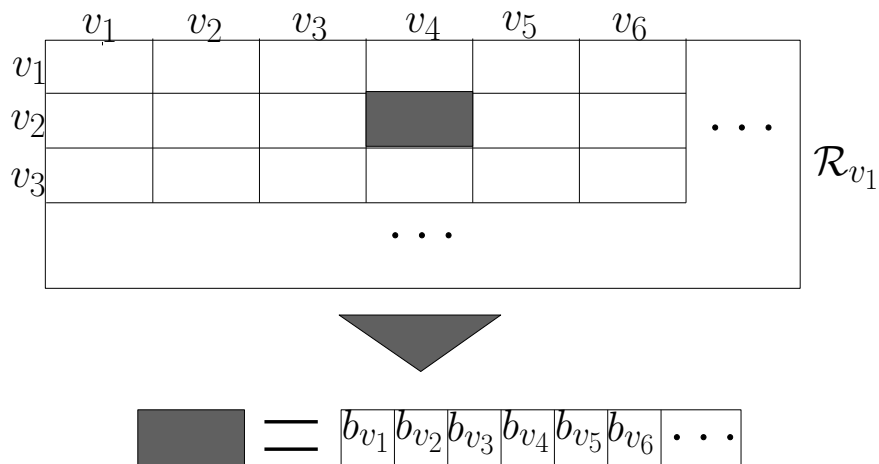


Fig. 6. Under strong type common randomness, node  $v_1$  in Figure 4 chooses  $\beta(v_2, v_1, v_4)$  as  $b_{v_4} + b_{v_5} + b_{v_6}$ .

**Remark 1:** For strong type common randomness, since 1) all symbols in  $\mathcal{R}_v$  are independently and uniformly chosen over finite field  $\mathbb{F}_q$  and 2) for different coding coefficient  $\beta(u, v, w)$  the summation in equation (6) involves distinct elements in  $\mathcal{R}_v$ , the coding coefficients  $\beta(u, v, w)$  chosen by equation (6) is also independently and uniformly distributed over  $\mathbb{F}_q$ .

**Remark 2:** For adversarial errors it is required that the existence of an edge  $e(v, w)$  would effect the coding coefficients  $\{\beta(u, v, w') : w' \neq w\}$ . Otherwise, if the adversary corrupts  $e(v, w)$  and only sends all-zero packet on  $e(v, w)$ , the receiver is impossible to notice the existence of  $e(v, w)$ . Thus a different type of common randomness is used for network suffering adversarial errors.

**Remark 3:** Assuming the common randomness, given the knowledge of network topology all local coding coefficients are known. Thus the IRVs of the edges can be computed efficiently.

**Remark 4:** For network with parallel edges the random code-book  $\mathcal{R}_v$  can be described by somewhat unwieldy notations. For instance, under weak common randomness the element  $\mathcal{R}_v(u, w, i, j)$  is for the coding coefficient from edge  $(u, v, i)$  (i.e., the  $i$ th parallel edge between  $u$  and  $v$ ) to  $(v, w, j)$  via  $v$ .

We first prove the necessity of using common randomness for topology estimation in networks with adversarial errors. Since the network adversaries can hide themselves and only inject zero errors, it suffices to prove common randomness is necessary for topology estimation in networks with zero errors.

*Theorem 2:* If internal nodes choose local coding coefficients independently and randomly *without* assuming common randomness, there exist two networks which can not be distinguished by the receiver in the absence of network errors.

**Proof:** Since the overall transform matrix (see Equation (2) for details) is the only information the receiver can retrieve from the receiving packets, it suffices to prove the overall transform matrixes of *Exp1* and *Exp2* in Figure 7

are statistically indistinguishable.

For *Exp1*, let  $T_s(1) \in \mathbb{F}_q^{2 \times 2}$  be the transform matrix from  $s$  to  $u_1$ . Similarly, matrices  $T_{u_1} \in \mathbb{F}_q^{3 \times 2}$ ,  $T_{u_2} \in \mathbb{F}_q^{2 \times 3}$ , and  $T_{u_3} \in \mathbb{F}_q^{2 \times 2}$  are the transform matrices from  $u_1$ ,  $u_2$ ,  $u_3$  to the adjacent downstream nodes respectively. Thus, the transform matrix  $T(1)$  from  $s$  to  $r$  in *Exp1* is  $T(1) = T_{u_3}T_{u_2}T_{u_1}T_s(1)$ .

For the similar reason, the transform matrix  $T(2)$  from  $s$  to  $r$  in *Exp2* is  $T(2) = T_{v_3}T_{v_2}T_{v_1}T_s(2)$ .

Since each element in  $T_{u_3}, T_{u_2}, T_{u_1}, T_s(1), T_{v_3}, T_{v_2}, T_{v_1}, T_s(2)$  is independently and uniformly chosen at random,  $T(1)$  is statistically indistinguishable from  $T(2)$ .  $\square$

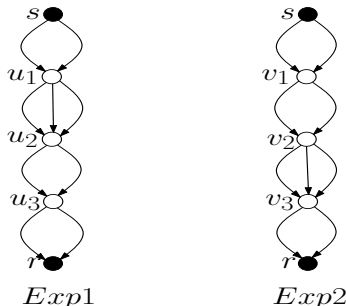


Fig. 7. Two networks that are impossible to distinguish by the receiver.

For the random error model (see Section II-E for details), Theorem 2 does not suffice to show the necessity of common randomness. The reason is that in a zero error network the only network information observed by the receiver is the transform matrix  $T$ , while in networks suffering random errors, an random error on the edge may expose its IRV information which aids topology estimation. In the following it is proved that without assuming common randomness topology estimation is at least as computationally intractable as NCPRLC (see the definition in Section II-H for details).

For random error model, as in (5), the receiver gets  $Y = TX + E$ , where  $E = T'(\mathcal{Z})Z$ . Thus  $E$  and  $T$  are all the information observed by the receiver  $r$ . Let  $\mathcal{I}_{IRV}$  be the set of vectors, each of which equals an IRV of an edges in the network. Note that  $\mathcal{I}_{IRV}$  is merely a set of vectors, and as such, individual element has no correspondence with any edge in the network. When the edge suffers random errors independently,  $Z$  are errors chosen at random. Thus the error matrix  $E = T'(\mathcal{Z})Z$  can not provide more information than  $T'(\mathcal{Z})$ , whose columns are in  $\mathcal{I}_{IRV}$ . Thus it suffices to prove:

*Theorem 3:* When the internal nodes choose local coding coefficients independently and randomly *without* assuming common randomness, if the receiver  $r$  can correctly estimate the topology in polynomial time (in network parameters) with knowing  $T$  and  $\mathcal{I}_{IRV}$  *a priori*, NCPRLC can be solved in time polynomial (in problem parameters).

**Proof:** Given a NCPRLC instance  $(H, z, \mathbf{e})$ , as shown in Figure 8, we construct a network with  $l_1$  edges to  $r$  and

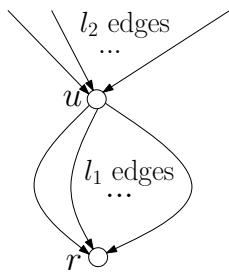


Fig. 8. A network reduced from the NCPRLC instance  $(H, z, \mathbf{e})$ .

$l_2$  edges to node  $u$ .

Since  $H$  is a matrix chosen uniformly at random over  $\mathbb{F}_q$ , it corresponds to a RLNC, where each column of  $H$  corresponds to an IRV of an edge in  $\mathbf{In}(u)$ .

Let  $e$  be an edge whose tail is connected to  $z$  edges in  $\mathbf{In}(u)$ . Let the IRV of  $e$  be  $\mathbf{e}$ . If the receiver  $r$  can recover the topology,  $r$  is able to tell how the tail of  $e$  is connected to the  $z$  edges in  $\mathbf{In}(u)$ . Thus  $r$  can find a linear combination of  $z$  columns of  $H$  resulting in  $\mathbf{e}$  and thus solve  $(H, z, \mathbf{e})$ .  $\square$

### B. Topology estimation for networks with adversarial errors

In this section, we use an error-correcting code approach [11] to estimate the topology of a network with adversarial errors. At a high level, the idea is that in strongly connected networks, each pair of networks generates transform matrices that look “very different”. Hence no matter what the adversary does, he is unable to make the transform matrix for one network resemble that of any other. The estimation algorithm and proof techniques are similar in flavor to those from algebraic coding theory.

As is common in the network error-correcting literature, we assume that the adversary is bounded, and therefore corrupts no more than  $z$  edges in the network.

#### Assumptions and justifications:

- 1) At most  $z$  edges in  $\mathcal{Z}$  suffer errors, *i.e.*,  $\{e : e \in \mathcal{E}, \mathbf{z}(e) \neq 0\} = \mathcal{Z}$  and  $|\mathcal{Z}| \leq z$ . When  $2z + 1 \leq C$ , network-error-correcting codes (see Section II-G for details) are used so that the source message  $X$  is provably decodable.
- 2) *Strong connectivity*. A set of networks satisfies “strong connectivity” if the following is true: each internal node has both in-degree and out-degree at least  $2z + 1$ . Note that in an acyclic graph it implies the source has at least  $2z + 1$  edge disjoint pathes to each internal node, which has  $2z + 1$  edge disjoint pathes to the receiver. We motivate this strong connectivity requirement by showing in Theorem 6 lower bounds on the connectivity required for *any* topology estimation scheme to work in the presence of an adversary.<sup>3</sup>

<sup>3</sup>Note that for the single source (or single receiver) network, such connectivity requires parallel edges at the source (or the receiver). Otherwise if parallel edges are not allowed, we assume the neighbors of the source (or the receiver) are the end-nodes, *i.e.*, they are not in the domain of tomography. Similar argument holds in later sections.

- 3) *Knowledge of local topology.* We assume that each node knows the ID numbers of the nodes exactly one hop away from it, either upstream or downstream of it.
- 4) *Strong type common randomness is assumed.* It is justified by Theorem 2.

After receiving the overall transform matrix  $T_e$  which is polluted by the network adversarial errors, the receiver  $r$  using the following algorithm to estimate of topology of the network.

- **ALGORITHM I: TOPO-ADV-RLNC:** Under RLNC, the algorithm is to use the end information observed by the receiver to estimate the network topology in the presence of network adversaries.
- The *inputs* are  $T_e$  and  $\mathcal{R} = \{\mathcal{R}_v, v \in \mathcal{V}\}$ . The *output* is a graph  $\mathcal{G}$ .
- Step A: For each candidate graph  $\mathcal{G}$  with nodes in  $\mathcal{V}$  and satisfying the strong connectivity requirement (see Assumption 2) for details), goto Step B.
- Step B: Using  $\mathcal{R}$ , receiver  $r$  computes the overall transform matrix  $T(\mathcal{G})$  for  $\mathcal{G}$ . If  $\text{rank}(T(\mathcal{G}) - T_e) \leq z$ , output  $\mathcal{G}$  and goto Step C; otherwise, go back to continue the loop in Step A.
- Step C: End **TOPO-ADV-RLNC**.

Before proving the correctness of **TOPO-ADV-RLNC** we show the key lemma for the *rank distance* of different graphs. The *rank-distance* between any two matrices  $A, B \in \mathbb{F}_q^{C \times C}$  is defined as  $r_m(A, B) = \text{rank}(A - B)$ . We note that rank-distance indeed satisfies the properties of a distance function; in particular it satisfies the triangle inequality [11].

*Lemma 4:* Let the transform matrices of different networks  $\mathcal{G}$  and  $\mathcal{G}'$  be  $T(\mathcal{G})$  and  $T(\mathcal{G}')$  respectively. Then with a probability at least  $1 - |\mathcal{V}|^4/q$ ,  $r_m(T(\mathcal{G}), T(\mathcal{G}')) \geq 2z + 1$ .

**Proof:** Since  $\mathcal{G} \neq \mathcal{G}'$ , there exists a node  $u \neq r$  in  $\mathcal{G}$  which is either not in  $\mathcal{G}'$  or has an outgoing edge  $e_u$  in  $\mathcal{G}$  but not in  $\mathcal{G}'$ .<sup>4</sup>

We first show that there exists a  $(2z + 1) \times (2z + 1)$  sub-matrix in  $T(\mathcal{G}) - T(\mathcal{G}')$ , such that its determinant is not zero on an evaluation of the elements of the code-books in  $\mathcal{R}$ . Using Assumption 2), in  $\mathcal{G}$  there exist  $2z + 1$  edge disjoint pathes from  $s$  to  $r$  via  $u$ . The elements in  $\mathcal{R}$  can be evaluated such that i) only the routing transmissions along these pathes are allowed; ii) in  $\mathcal{G}$ , the source  $s$  can transmit  $2z + 1$  packets using routing via  $u$  to  $r$ ; iii) the elements in  $\mathcal{R}_u$  satisfy  $\mathcal{R}(v, u, w, w') = 0$  if  $(u, w') \neq e_u$ .

Thus for graph  $\mathcal{G}$ , under such evaluation of  $\mathcal{R}$  the transform matrix  $T(\mathcal{G})$  has a sub-matrix as a  $(2z + 1) \times (2z + 1)$  identity matrix.

For the case where  $u \notin \mathcal{G}'$ , since the receiver  $r$  can only receive the routing transmissions via  $u$ , the transform matrix  $T(\mathcal{G}')$  is therefor a zero matrix.

For the case where  $u \in \mathcal{G}'$ , since  $e_u \notin \mathcal{G}'$ , in  $\mathcal{G}'$  all local coding coefficients used by  $u$  are zero and therefor the

<sup>4</sup>Otherwise we can switch the roles of  $\mathcal{G}$  and  $\mathcal{G}'$  in the proof.

transform matrix  $T(\mathcal{G}')$  is still a zero matrix.

Thus under such evaluation of  $\mathcal{R}$ ,  $T(\mathcal{G}) - T(\mathcal{G}')$  always has a  $(2z + 1) \times (2z + 1)$  sub-matrix with determinant 1.

The determinant of the sub-matrix is a polynomial of random variables belonging to  $\mathcal{R}$ , with degree at most  $|\mathcal{E}| \times (2z + 1) \leq |\mathcal{E}|^2 \leq |\mathcal{V}|^4$ . Using Schwarz-Zippel Lemma [30], with a probability at least  $1 - \frac{|\mathcal{V}|^4}{q}$  the determinant of the sub-matrix is nonzero, i.e.,  $r_m(T(\mathcal{G}) - T(\mathcal{G}')) \geq 2z + 1$ .  $\square$

Since there are at most  $2^{|\mathcal{V}|^2/2}$  acyclic graphs and  $2^{|\mathcal{V}|^2}$  pairs of graphs to be compared, following a Union Bound [31] argument, with a probability at least  $1 - |\mathcal{V}|^4 2^{|\mathcal{V}|^2}/q$  the lemma is true for any pair of networks <sup>5</sup>.

As in (5), after transmission, the erroneous transfer matrix  $T_e$  received by  $r$  is actually

$$T_e = T + T'(\mathcal{Z})Z_h, \quad (7)$$

where  $Z_h$  represents the errors injected for the packet headers, i.e., the first  $C$  columns of  $Z$ . This combined with Lemma 4 enables us to prove the correctness of **TOPO-ADV-RLNC**.

*Theorem 5:* With a probability at least  $1 - |\mathcal{V}|^4 2^{|\mathcal{V}|^2}/q$ , the network  $\mathcal{G}$  outputted by **TOPO-ADV-RLNC** is the correct network.

**Proof:** We assume lemma 4 is true for any pair of graphs, which happens with a probability at least  $1 - |\mathcal{V}|^4 2^{|\mathcal{V}|^2}/q$  as stated above.

By (7), the rank distance  $r_m(T_e, T(\mathcal{G}))$  equals  $\text{rank}(T'(\mathcal{Z})Z_h) \leq \text{rank}(T'(\mathcal{Z})) \leq z$ . For any transfer matrix  $T(\mathcal{G}')$  corresponding to a different network  $\mathcal{G}'$ , by the triangle inequality of the rank distance,  $r_m(T(\mathcal{G}'), T_e) \geq r_m(T(\mathcal{G}'), T(\mathcal{G})) - r_m(T(\mathcal{G}), T_e) \geq z + 1$ . This completes the proof.  $\square$

In the end, we show that the strong connectivity requirements (see Assumption 2) for details) we require for Theorem 5 are ‘‘almost’’ tight<sup>6</sup>.

*Theorem 6:* For any network  $\mathcal{G}$  that has fewer than  $z + 1$  edges from the source  $s$  to each node, or fewer than  $2z + 1$  edges from each node to the receiver  $r$ , there exists an adversarial action that makes any tomographic scheme fail to estimate the network topology.

**Proof:** Assume node  $v$  has a min-cut  $2z$  to the the receiver  $r$ , and the adversary controls a set  $\mathcal{Z}$  of size  $z$  of them. When the adversary runs a fake version of the tomographic protocol announcing that  $v$  is not connected to the edges in  $\mathcal{Z}$ , the probability that  $r$  incorrectly infers the presence of  $v$  is  $1/2$ .

On the other hand, if  $v$  has only  $z$  incoming edges, the adversary can cut these off (i.e. simulate erasures on

<sup>5</sup>For counting the total number of networks we do not count the the networks with parallel edges for clarity of exposition. When parallel edges is taken into count, the length of field size  $q$  should be  $\Theta(|\mathcal{V}|^2 \log(|\mathcal{E}|))$  to make the failure probability of tomography negligible.

<sup>6</sup>We remark that there is a mismatch between the sufficient connectivity requirement in Assumption 2) (that there be  $2z + 1$  edges between  $s$  and each node), and the necessary connectivity requirement of Theorem 6 (that there be  $z + 1$  edges between  $s$  and each node). Whether the gap between such mismatch can be closed is still open.

these edges). Since the node can only transmit the message from its incoming edges, this implies that all messages outgoing from  $u$  are also, essentially, erased. Hence the presence of  $v$  cannot be detected by  $r$ .  $\square$

In fact, the proof of Lemma 4 only requires  $\mathcal{G}$  and  $\mathcal{G}'$  differs at a node with high connectivity. If we know the possible topology set a priori, we can relax the connectivity requirement. The following corollary formalizes the observation.

*Corollary 7:* For a set of possible networks  $\{\mathcal{G}_1, \mathcal{G}_2, \dots, \mathcal{G}_d\}$ , if any two of them differs at a node which has max-flow at least  $2z + 1$  from the source and max-flow at least  $2z + 1$  to the receiver, with a probability at least  $1 - d^2|\mathcal{V}|^4/q$  the receiver can find the correct topology by the receiving transform matrix.

### C. Topology estimation for networks with random failures

Under RLNC, we provide a polynomial-time scheme to recover the topology of the network that suffers random network errors (the definition of random errors can be found in Section II-E). The receiver  $r$  proceeds in two stages. In the first stage (**Algorithm II: FIND-IRV**),  $r$  recovers the IRV information during several rounds of network communications suffering random errors. In the second stage (**Algorithm III: FIND-TOPO**),  $r$  uses the IRV information obtained to recover the topology. An interesting feature of the algorithms proposed is that random network failures actually make it *easier* to efficiently estimate the topology.

#### Assumptions, justifications, and notation:

- 1) Multiple “successful” source generations. A “successful” generation means the number of errors does not exceed the bound  $C - 1$  and receiver  $r$  can decode the source message correctly using network error-correcting-codes (see Section II-G for details). The protocol runs for  $t$  independent “successful” source generations, where  $t$  is a design parameter chosen to trade off between the probability of success and the computational complexity of the topology estimation protocol. Let  $X(i)$  be the source messages transmitted,  $\mathcal{Z}(i)$  be the edge set suffering errors and  $Y(i)$  be the received matrix in the  $i$ th source generation.
- 2) Weak connectivity requirement. It is assumed that each internal node has out-degree no less than 2. Note it is the necessary condition that each edge is *distinguishable* from every other edge, *i.e.*, any pair of edges are flow-independent (see the definition in Section II-C for details).
- 3) Each node knows the IDs of its neighbors. As in Section IV-B, Assumption 3).
- 4) The network is not “noodle like” (*i.e.*, high-depth and narrow-width)<sup>7</sup>. To be precise for any distinct  $i, j \in [1, t]$  let the random variable  $\mathcal{D}(i, j)$  be 1 if and only if  $\mathcal{Z}(i)$  is flow-independent to  $\mathcal{Z}(j)$ , *i.e.*,  $flow-rank(\mathcal{Z}(i) \cup \mathcal{Z}(j)) = flow-rank(\mathcal{Z}(i)) + flow-rank(\mathcal{Z}(j))$ . Since the random network errors are independent of the source

<sup>7</sup>At a high-level, the problem lies in the fact that such networks have high description complexity (dominated by the height), but can only support a low information rate (dominated by the width).

generation,  $Pr(\mathcal{D}(i, j) \neq 1)$  has no dependence on  $(i, j)$  and is defined as  $p_c$ . The network is not “noodle like” requires  $p_c$  bounded away from 1.

- 5) For each source generation, each edge  $e$  independently has random errors with probability at least  $p$ . Note that Assumption 1) and 4) require the typical number of error edges  $p|\mathcal{E}|$  in each source generation is no more than  $C$ . Thus we can assume  $p = \Theta(1/|\mathcal{E}|)$ .
- 6) Weak type common randomness is assumed. It is justified by Theorem 3.

### Stage I: Find candidate IRVs

Recall the source message is formed as  $X(i) = [I_C, M(i)]$ , where  $I_C$  is a  $C \times C$  identity matrix and  $M(i) \in \mathbb{F}_q^{C \times (n-C)}$  is the message. For any matrix  $N$  with  $n$  columns, let  $N_h$  (and  $N_m$ ) be the matrix comprised of the first  $C$  columns (and last  $n - C$ ) of  $N$ . Then the algorithm that finds a set of candidate IRVs is as follows:

- **Algorithm II, FIND-IRV:** The algorithm is to recover a set of candidate IRVs of the network from  $t$  “successful” source generations.
- The *input* is  $\{Y(i), i \in [1, t]\}$ . The *output* is  $\mathcal{I}_{IRV}$  which is a set of dimension-one subspaces in  $\mathbb{F}_q^C$  and initialized as an empty set.
- **Step A:** For  $i \in [1, t]$ ,  $r$  computes  $M(i)$  using network error-correction-code (see Section II-G for details) and then  $E(i)_r = Y(i)_m - Y(i)_h M(i)$ .
- **Step B:** The intersection of the column-spaces  $\mathbf{E}(\mathbf{i})_r \cap \mathbf{E}(\mathbf{j})_r$  is computed for each pair  $i, j \in \{1, \dots, t\}$ . If  $rank(\mathbf{E}(\mathbf{i})_r \cap \mathbf{E}(\mathbf{j})_r) = 1$  for any  $(i, j)$  pair,  $\mathbf{E}(\mathbf{i})_r \cap \mathbf{E}(\mathbf{j})_r$  is added into  $\mathcal{I}_{IRV}$ .
- **Step C:** End **FIND-IRV**:

Let  $p_a$  denote  $p_c + 2p_s + |\mathcal{E}|/q$  and  $p_s$  be  $1 - (1 - z/q)[1 - 2C^2/(n - C)]$  and  $\langle \mathbf{v} \rangle$  be the dimension-one subspace spanned by any vector  $\mathbf{v}$ . Then the theorem followed characterizes the performance of **FIND-IRV**.

*Theorem 8:* The probability that  $\mathcal{I}_{IRV}$  contains  $\{\langle \mathbf{t}'(e) \rangle : e \in \mathcal{E}\}$  is at least  $1 - |\mathcal{E}|p_a^{tp/2}$ .

The proof will be presented later.

**Remark 1:** Each element in  $\mathcal{I}_{IRV}$  has no correspondence with any edge in the network. Such correspondences would be found in next stage by algorithm **FIND-TOPO**.

**Remark 2:** The probability  $p_s$  asymptotically approaches 0 with increasing block-length- $n$  and field-size- $q$ . Hence  $p_a$  is bounded away from 1 using Assumption 4). Thus if  $t = \Theta(\log(|\mathcal{E}|)/p)$ , the probability that  $\mathcal{I}_{IRV}$  contains  $\{\langle \mathbf{t}'(e) \rangle : e \in \mathcal{E}\}$  is  $1 - o(1)$ . Since  $p = \Theta(1/|\mathcal{E}|)$ , without loss of generality we henceforth assume  $t = \Theta(|\mathcal{E}| \log(|\mathcal{E}|))$ .

**Remark 3:** Since  $2p_s + |\mathcal{E}|/q$  is asymptotically negligible for large block-length  $n$  and field size  $q$ ,  $p_a$  approximately equals  $p_c$ . Also Lemma 1 and Lemma 9 imply that for large  $n$  and  $q$ , any two failing edge-sets  $\mathcal{Z}(i)$  and  $\mathcal{Z}(j)$  across multiple source generations are flow-independent if and only if the corresponding error matrices  $E(i)_r$  and

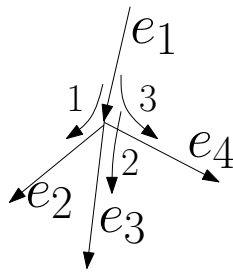


Fig. 9. Let  $\mathcal{Z}(1) = \{e_1, e_4\}$  and  $\mathcal{Z}(2) = \{e_2, e_3\}$  and  $\text{rank}(\mathbf{t}'(e_2), \mathbf{t}'(e_3), \mathbf{t}'(e_4)) = 3$ , then we have  $\text{rank}(\mathbf{T}'(\mathbf{e}_2, \mathbf{e}_3) \cap \mathbf{T}'(\mathbf{e}_1, \mathbf{e}_4)) = 1$  and  $\mathbf{T}'(\mathbf{e}_2, \mathbf{e}_3) \cap \mathbf{T}'(\mathbf{e}_1, \mathbf{e}_4) = [\mathbf{t}'(\mathbf{e}_2) + 2\mathbf{t}'(\mathbf{e}_3)]$ , which is a “fake candidate”.

$E(j)_r$  are column linearly independent. Thus  $r$  can estimate  $1 - p_a$  and hence  $1 - p_c$  by estimating the probability that pairs of  $\mathbf{E}(\mathbf{i})_r$  and  $\mathbf{E}(\mathbf{j})_r$  are linearly independent. This enables  $r$  to decide how many communication rounds  $t$  are needed so that **FIND-IRV** has the desired probability of success.

**Remark 4:** The set of vectors output by **FIND-IRV** can also include some “fake candidate”, as demonstrated in the example in Figure 9. In the next stage for topology estimation, these fake IRVs will be filtered out automatically.

Before the proof of Theorem 8, we show the following lemma arisen from the properties of random errors and is a core lemma for network tomography in random network errors.

*Lemma 9:* For random error model,  $\mathbf{E}(\mathbf{i})_r = \mathbf{T}'(\mathcal{Z}(\mathbf{i}))$  with a probability at least  $1 - p_s$ .

**Proof:** Recall that  $Z(i)_m$  comprised of the last  $n - C$  columns of  $Z$ . We first prove that  $Z(i)_m$  has full row rank  $z$  with a probability at least  $1 - p_s$ .

In the random error model (see Section II-E for details) each error edge  $e$  has at least one randomly chosen location (say  $\ell$ ) in the injected packet  $\mathbf{z}(e)$  such that the  $\ell$ th component of  $\mathbf{z}(e)$  is chosen uniformly at random from  $\mathbb{F}_q$ . Thus for each row of  $Z(i)$ , all the last  $n - C$  elements are zero with a probability at most  $C/n$ . Using Union Bound [31]  $Z(i)_m$  has zero rows with a probability at most  $C^2/n$ . Thus in the following we assume each row of  $Z(i)_m$  is non-zero.

The “Birthday Paradox” [31] implies that with a probability at least  $1 - C^2/(n - C)$ , for each row of  $Z(i)_m$ , the following happens: there are  $z$  distinct column indexes  $l_1, \dots, l_z \in \{1, \dots, n - C\}$  such that  $Z(i)_m(i, l_i)$  is chosen uniformly at random. Then the determinant of the sub-matrix of the  $\{l_1, \dots, l_z\}$ th columns of  $Z(i)_m$  is a nonzero polynomial of degree  $z$  of uniformly random variables over  $\mathbb{F}_q$ . By the Schwartz-Zippel Lemma [30] this determinant is non-zero with a probability at least  $(1 - z/q)$ . Thus  $Z(i)_m$  has  $z$  independent columns with a probability at least  $(1 - z/q)[1 - 2C^2/(n - C)] = 1 - p_s$ .

Since  $E(i)_r = E(i)_m - E(i)_h M(i) = \mathbf{T}'(\mathcal{Z}(i))(Z(i)_m - Z(i)_h M(i))$  and the non-zero random variables in  $Z(i)_m$  are chosen independently from  $Z(i)_h M(i)$ ,  $(Z(i)_m - Z(i)_h M(i))$  has full row rank  $z$  with the same probability  $1 - p_s$ . Thus  $\mathbf{E}(\mathbf{i})_r = \mathbf{T}'(\mathcal{Z}(\mathbf{i}))$  with a probability at least  $1 - p_s$ .  $\square$

Then we have:

**Proof of Theorem 8:** For any edge  $e$  and any  $i, j \in \{1, \dots, t\}$  and  $e \in \mathcal{Z}(i) \cap \mathcal{Z}(j)$ , we compute the probability of the event  $\mathcal{F}(e, i, j): \langle \mathbf{t}'(e) \rangle$  equals the one-dimensional subspace  $\mathbf{E}(\mathbf{i})_{\mathbf{r}} \cap \mathbf{E}(\mathbf{j})_{\mathbf{r}}$ .

By Assumption 4), with a probability at least  $1 - p_c$ ,  $\mathcal{Z}(i) - e$  is flow-independent of  $\mathcal{Z}(j) - e$ . Conditioned on this, Lemma 1.2 implies that with a probability at least  $1 - p_c - |\mathcal{E}|/q$ ,  $\mathbf{T}'(\mathcal{Z}(i) \setminus e)$  is linearly independent of  $\mathbf{T}'(\mathcal{Z}(j) \setminus e)$ . Hence  $\mathbf{T}'(\mathcal{Z}(i)) \cap \mathbf{T}'(\mathcal{Z}(j))$  equals  $\langle \mathbf{t}'(e) \rangle$ . And by Lemma 9, either of  $\mathbf{E}(\mathbf{i})_{\mathbf{r}} \neq \mathbf{T}'(\mathcal{Z}(i))$  or  $\mathbf{E}(\mathbf{j})_{\mathbf{r}} \neq \mathbf{T}'(\mathcal{Z}(j))$  with a probability at most  $p_s$ . Conditioning on all the events implies that the probability of event  $\mathcal{F}(e, i, j)$  is at least  $1 - p_c - 2p_s - |\mathcal{E}|/q$ .

When  $t$  is large enough, by the Chernoff bound [31]  $e$  will fail at least  $tp/2$  times with a probability at least  $1 - p^{\Theta(t)}$ . Conditioned on these many failures, there are  $tp/4$  probabilistically independent  $\mathcal{F}(e, i, j)$  for edge  $e$ , and **FIND-IRV** accepts  $\mathbf{t}'(e)$  with a probability at least  $1 - (p_a^{tp/4} + p^{\Theta(t)})$ . Taking the Union Bound over all edges gives the required result.  $\square$

## Stage II: Topology recovery via candidate IRVs

Using  $\mathcal{I}_{IRV}$ , we now describe **Algorithm FIND-TOPO** that determines the network topology.

Note that  $\mathcal{I}_{IRV}$  is merely a set of dimension-one subspaces, and as such, individual element may have no correspondence with the actual IRV of any edge in the network. At any point in **FIND-TOPO**, let  $\bar{\mathcal{G}}$  denote the network topology recovered thus far. Let  $\bar{\mathcal{V}}$  and  $\bar{\mathcal{E}}$  be the corresponding sets of nodes and edges respectively in  $\bar{\mathcal{G}}$ , and  $\bar{\mathcal{I}}_{IRV}$  be the set of IRVs of the edges in  $\bar{\mathcal{E}}$ , which are computed from  $\bar{\mathcal{G}}$  and the set of local random code-books  $\mathcal{R} = \{\mathcal{R}_v : v \in \mathcal{V}\}$ . We note that the IRVs in  $\bar{\mathcal{I}}_{IRV}$  are vectors rather than dimension-one subspaces.

We describe algorithm estimating the network topology as follows.

- **Algorithm III, FIND-TOPO:** The algorithm is to use  $\mathcal{I}_{IRV}$  and  $\mathcal{R} = \{\mathcal{R}_v, v \in \mathcal{V}\}$  to recover the network topology.
- The *input* is  $\mathcal{I}_{IRV}$  and  $\mathcal{R}$ . The *output* is  $\bar{\mathcal{G}} = (\bar{\mathcal{V}}, \bar{\mathcal{E}})$ .
- Step A: The set  $\bar{\mathcal{V}}$  is initialized as the receiver  $r$ , all its upstream neighbors, and the source  $s$ . The set  $\bar{\mathcal{E}}$  is initialized as the set of edges incoming to  $r$ . Hence  $\bar{\mathcal{G}} = (\bar{\mathcal{V}}, \bar{\mathcal{E}})$ . The initial set of  $\bar{\mathcal{I}}_{IRV}$  are the IRVs of the incoming edges of  $r$ , i.e., a set of distinct columns of the  $C \times C$  identity matrix. The state flag STATE(New-Edge) is initialized to be “False”.
- Step B: For each node  $v \neq s$  in  $\bar{\mathcal{V}}$ , call function  $FindNewEdge(v)$  (Step C). If
  - STATE(New-Edge) is “True”, set STATE(New-Edge) be “False” and repeat the loop of Step B.
  - STATE(New-Edge) is “False”, go to Step E.
- Step C: (Function  $FindEdge(v)$ ) Let  $e_1, \dots, e_d$  be the outgoing edges of  $v$  in  $\bar{\mathcal{G}}$ . If  $\{\bar{\mathbf{t}}'(e_1), \dots, \bar{\mathbf{t}}'(e_d)\}$  from  $\bar{\mathcal{I}}_{IRV}$  has
  - rank 1, step-back and continue the loop in Step B.

– rank greater than 1, for each candidate incoming edge of  $v$ , say  $e = (u, v)$ , if  $e \notin \bar{\mathcal{E}}$ , call function  $CheckIRV(v, e)$  (Step D). Step-back and continue the loop in Step B.

- Step D: (Function  $CheckIRV(v, e)$ ) Use  $\mathcal{R}$  to compute the IRV of  $e$  as  $\bar{\mathbf{t}}'(e) = \sum_{j=1}^d \beta(e, v, e_j) \bar{\mathbf{t}}'(e_j)$ . Check whether  $\langle \bar{\mathbf{t}}'(e) \rangle$  is in  $\mathcal{I}_{IRV}$ . If so,

- 1) Set STATE(New-Edge) be “True”.
- 2) If  $u \notin \bar{\mathcal{V}}$ , add  $u$  to  $\bar{\mathcal{V}}$ .
- 3) Add  $e = e(u, v)$  to  $\bar{\mathcal{E}}$ .
- 4) Based on  $\mathcal{R}$ , update  $\bar{\mathcal{I}}_{IRV}$  from  $\bar{\mathcal{G}} = (\bar{\mathcal{V}}, \bar{\mathcal{E}})$ .<sup>8</sup>

Step-back to the loop in Step C.

- Step E: End **FIND-TOPO**.

If  $\mathcal{I}_{IRV}$  contains all edge IRVs which is supported by Theorem 8, we show correctness of **FIND-TOPO** as:

*Theorem 10:* With a probability  $1 - \mathcal{O}(\log^2(|\mathcal{E}|)|\mathcal{E}|^4|\mathcal{V}|)/q$ , **FIND-TOPO** recovers the accurate topology by performing  $\mathcal{O}(\log^2(|\mathcal{E}|)|\mathcal{E}|^4|\mathcal{V}|C)$  operations over  $\mathbb{F}_q$ .

Before the proof of Theorem 10 we need the following lemma, which shows that with high probability function  $CheckIRV(v, e)$  accept an edge  $e$  if and only if  $e$  is actually in the network  $\mathcal{G}$ .

- Lemma 11:*
- 1) If edge  $e = (u, v)$  exists in  $\mathcal{G}$ ,  $\langle \mathbf{t}'(e) \rangle$  is in  $\mathcal{I}_{IRV}$ ,  $\{e_1, \dots, e_d\}$  are exactly all the outgoing edges of  $v$  in  $\mathcal{G}$  and  $\bar{\mathbf{t}}'(e_i) = \mathbf{t}'(e_i)$  for  $i = 1, 2, \dots, d$ , function  $CheckIRV(v, e)$  accepts  $e$  as a new edge in  $\bar{\mathcal{E}}$  with a probability 1.
  - 2) If edge  $e$  does not exist in  $\mathcal{G}$ , function  $CheckIRV(v, e)$  accepts  $e$  as a new edge in  $\bar{\mathcal{E}}$  with a probability  $\mathcal{O}(\log^2(|\mathcal{E}|)|\mathcal{E}|^2)/q$ .

**Proof:**

- 1) Under the conditions we have  $\bar{\mathbf{t}}'(e) = \sum_{j=1}^d \beta(e, v, e_j) \bar{\mathbf{t}}'(e_j) = \mathbf{t}'(e)$  and will be accepted.
- 2) If  $e$  does not exist in  $\mathcal{G}$ , the coding coefficients  $\{\beta(e, v, e_j) : j = 1, \dots, d\}$  are not used. Hence from the perspective of any element  $\langle \mathbf{h} \rangle$  in  $\mathcal{I}_{IRV}$ ,  $\sum_{j=1}^d \beta(e, v, e_j) \bar{\mathbf{t}}'(e_j)$  is an independently and uniformly chosen vector in the span of the vectors  $\{\bar{\mathbf{t}}'(e_j) : j \in \{1, \dots, d\}\}$ . Since  $CheckIRV(v, e)$  is called only if the rank of  $\{\bar{\mathbf{t}}'(e_j) : j \in \{1, \dots, d\}\}$  is no less than 2, so that  $\bar{\mathbf{t}}'(e) \in \langle \mathbf{h} \rangle$  with a probability at most  $1/q$ . Since **FIND-IRV** in Stage I needs at most  $t = \mathcal{O}(\log(|\mathcal{E}|)|\mathcal{E}|)$  source generations<sup>9</sup>,  $\mathcal{I}_{IRV}$  has size at most  $\mathcal{O}(\log^2(|\mathcal{E}|)|\mathcal{E}|^2)$ . Using the Union Bound [31]  $\langle \bar{\mathbf{t}}'(e(\mathbf{u}, \mathbf{v}, \mathbf{i})) \rangle$  is in  $\mathcal{I}_{IRV}$  with a probability  $\mathcal{O}(\log^2(|\mathcal{E}|)|\mathcal{E}|^2/q)$ .  $\square$

Then we have:

<sup>8</sup>The reason that  $\bar{\mathcal{I}}_{IRV}$  needs to be updated is that: when  $e$  is found as a new edge in  $\bar{\mathcal{G}}$ , the IRVs of the edges upstream of  $e$  in  $\bar{\mathcal{G}}$  will change.

<sup>9</sup>As pointed out in Remark 2 after Theorem 8.

**Proof of Theorem 10:** Note that if no errors occur, Step B can find at most  $|\mathcal{E}|$  edges, each time of finding a new edge of Step B needs at most  $|\mathcal{V}|$  invocations of Step C (once for each node), and each invocation of Step C results in at most  $|\mathcal{E}|$  invocations of Step D. Thus Step D can be invoked at most  $|\mathcal{E}|^2|\mathcal{V}|$  times, and Lemma 11 demonstrates that each invocation results in an error with a probability at most  $\mathcal{O}(\log^2(|\mathcal{E}|)|\mathcal{E}|^2/q)$ . Note further that this is the only possible error event. Hence by the Union Bound [31] the probability that **FIND-TOPO** results in an erroneous reconstruction of  $\mathcal{G}$  is  $\mathcal{O}(\log^2(|\mathcal{E}|)|\mathcal{E}|^4|\mathcal{V}|/q)$ . Also, each computation of Step D takes at most  $\mathcal{O}(\log^2(|\mathcal{E}|)|\mathcal{E}|^2C)$  finite field comparisons to determine membership of  $\langle \bar{\mathbf{t}}'(e) \rangle$  in  $\mathcal{I}_{IRV}$ . Hence, given that the bound on the number of invocations of Step D and that this can be verified to be the most computationally expensive step, the running-time of **FIND-TOPO** is  $\mathcal{O}(\log^2(|\mathcal{E}|)|\mathcal{E}|^4|\mathcal{V}|C)$  operations over  $\mathbb{F}_q$ .

Finally, we note that  $\mathcal{G}$  is acyclic and the assumption that  $\mathcal{I}_{IRV}$  contains  $\{\langle \mathbf{t}'(e) \rangle : e \in \mathcal{E}\}$ . Hence conditioning on no incorrect edges being accepted, for each invocation of Step B, unless  $\bar{\mathcal{G}} = \mathcal{G}$ , there exists an edge  $e$  such that all edges  $e'$  downstream of  $e$  in  $\mathcal{G}$  are in  $\bar{\mathcal{E}}$ , which implies all the corresponding  $\bar{\mathbf{t}}'(e')$ s are correctly computed. Thus by Lemma 11 edge  $e$  is accepted into  $\bar{\mathcal{E}}$  by function  $CheckIRV(v, e)$  with a probability 1. Hence, each edge actually in  $\mathcal{G}$  also eventually ends up in  $\bar{\mathcal{G}}$ , and **FIND-TOPO** terminates.  $\square$

## V. ERROR LOCALIZATION FOR RLNC

As previous works ([8], [13], [14], under RLNC the receiver  $r$  must know the network topology and local random coding coefficients to locate network errors. Thus in this section receiver  $r$  is assumed to know the IRVs of each edge, which can follow topology estimation algorithms in Section IV, or the network design as *a priori*.

### A. Locating adversarial errors under RLNC

In this subsection we demonstrate how to detect the edges in the network where the adversary injects errors. Since the IRV is the fingerprint of the corresponding edge, detecting the error edges thus becomes an equivalent mathematical problem which detects the IRVs in the error matrix  $E$ . Our technique is based on the fact that when the edges are flow-independent (see the definition in Section II-C for details) enough to each other, the IRV of each error edge is not erasable from the column space of the error matrix  $E$ , *i.e.*,  $\mathbf{E}$ .

#### Assumptions and justifications:

- 1) Each internal node has out-degree at least  $2z$ . Since  $\mathcal{G}$  is acyclic, it implies that every set of  $2z$  edges in  $\mathcal{G}$  are flow-independent. While this assumption seems strong, we demonstrate in Theorem 13 that such a condition is necessary for  $r$  to identify the locations of  $z$  corrupted edges.
- 2) At most  $z$  edges in  $\mathcal{Z}$  suffer errors, *i.e.*,  $\{e : e \in \mathcal{E}, \mathbf{z}(e) \neq 0\} = \mathcal{Z}$  and  $|\mathcal{Z}| \leq z$ . When  $2z + 1 \leq C$ , network-error-correcting codes (see Section II-G for details) are used so that the source message  $X$  (and thus the error matrix  $E$ ) is provably decodable.

Then we have:

- **ALGORITHM IV, LOCATE-ADVERSARY-RLNC:** The algorithm is to locate the network adversaries under RLNC.
- The *input* is the error matrix  $E$  and  $\{\mathbf{t}'(e) : e \in \mathcal{E}\}$ . The *output* is a set of edges  $\mathcal{Z}'$ .
- Step A: Compute  $\text{rank}(E) = \eta$ . Let  $\{\mathbf{e}_1, \mathbf{e}_2, \dots, \mathbf{e}_\eta\}$  be a set of independent columns of  $E$ .
- Step B: For  $i = 1, 2, \dots, \eta$ , find a set of edges  $\mathcal{Z}_i$  with minimal cardinality such that  $\mathbf{e}_i$  is in the column space of the corresponding impulse response matrix  $T'(\mathcal{Z}_i)$ .
- Step C: Output  $\mathcal{Z}' = \cup_{i \in [1, \eta]} \mathcal{Z}_i$ .
- Step D: End **LOCATE-ADVERSARY-RLNC**.

We show that with high probability **LOCATE-ADVERSARY-RLNC** finds the location of edges with adversarial errors.

*Theorem 12:* With a probability at least  $1 - |\mathcal{E}| \binom{|\mathcal{E}|}{2z} / q$  the solution of **LOCATE-ADVERSARY-RLNC** results in  $\mathcal{Z}' = \mathcal{Z}$ .

**Proof:** Note that Assumption 1), with high probability, gives a similar statement about the rank of the corresponding IRVs. Using the Union Bound [31] on the result of Lemma 1.2 gives us the result that any  $2z$  IRVs are independent with a probability at least  $1 - |\mathcal{E}| \binom{|\mathcal{E}|}{2z} / q$ . We henceforth assume it happens in the following.

First of all, since each  $\mathbf{e}_i$  is in  $\mathbf{T}'(\mathcal{Z})$ , we have  $|\mathcal{Z}_i| \leq z$  for each  $i = 1, 2, \dots, \eta$ .

We claim that for each  $i \in \{1, 2, \dots, \eta\}$ ,  $\mathcal{Z}_i$  must be a subset of  $\mathcal{Z}$ . If not, say  $e \in \mathcal{Z}_i$  is not in  $\mathcal{Z}$ . By the definition of **LOCATE-ADVERSARY-RLNC**,  $\mathbf{t}'(e)$  is in the span of the columns of  $T'(\mathcal{Z})$  and  $T'(\mathcal{Z}_i - e)$ . Thus a non-trivial combination of the at most  $2z - 1$  IRVs result in  $\mathbf{t}'(e)$ . It contradicts that any  $2z$  IRVs are linearly independent.

We prove next that for any edge  $e \in \mathcal{Z}$  on which the adversary injects a non-zero error, **LOCATE-ADVERSARY-RLNC** outputs at least one  $\mathcal{Z}_i$  such that  $e \in \mathcal{Z}_i$ . Without loss of generality, let  $e$  be the first edge in  $\mathcal{Z}$ . Then  $E = T'(\mathcal{Z})Z$  and the first row of  $Z$  is nonzero. Since any  $z$  IRVs are independent,  $T'(\mathcal{Z})$  is of full column rank. Then for any  $\eta$  independent columns in  $E$  there must be at least one, say  $\mathbf{e}_i$ , such that the IRV  $\mathbf{t}'(e)$  has nonzero contribution to it. That is,  $\mathbf{e}_i = T'(\mathcal{Z})(c_1, c_2, \dots, c_z)^T$  with  $c_1 \neq 0$ . Hence running **LOCATE-ADVERSARY-RLNC** on  $\mathbf{e}_i$  will find  $\mathbf{t}'(e)$  and include the corresponding edge  $e$  into  $\mathcal{Z}_i$ . Otherwise,  $\mathbf{t}'(e)$  is in the space of  $\mathbf{T}'(\mathcal{Z} - e, \mathcal{Z}_i)$ , which contradicts that any  $2z$  IRVs are linearly independent.  $\square$

We now show matching converses for Theorem 12. In particular, we demonstrate in Theorem 13 that Assumption 1), *i.e.*, that any  $2z$  edges are flow-independent, is necessary.

*Theorem 13:* For linear network coding, any  $z$  corrupted edges are detectable if and only if any  $2z$  edges are flow-independent.

**Proof:** The “if” direction is a corollary of Theorem 12. For the “only if” direction, suppose there exist  $2z$  edges such that they are not flow-independent. Then the corresponding IRVs cannot be linearly independent by Lemma 1.1. Then there must exist a partition of these  $2z$  edges into two edge sets  $\mathcal{Z}_1$  and  $\mathcal{Z}_2$  such that  $|\mathcal{Z}_1| = z$  and  $|\mathcal{Z}_2| = z$  and  $\mathbf{T}'(\mathcal{Z}_1) \cap \mathbf{T}'(\mathcal{Z}_2) \neq \{0\}$ , i.e., the *spanning spaces* of the corresponding IRVs in the two sets intersect non-trivially. Then the adversary can choose to corrupt  $\mathcal{Z}_1$  and inject errors  $Z$  in a manner such that the columns of  $\mathbf{T}'(\mathcal{Z}_1)Z$  are in  $\mathbf{T}'(\mathcal{Z}_2)$ . This means  $r$  cannot distinguish whether the errors are from  $\mathcal{Z}_1$  or  $\mathcal{Z}_2$ .  $\square$

Theorem 13 deals with the case that any  $z$  edges can be corrupted. If only some sets of edges are candidates for adversarial action (for instance the set of outgoing edges from some “vulnerable” nodes) we obtain the following corollary.

*Corollary 14:* Let  $\mathcal{S} = \{\mathcal{Z}_1, \mathcal{Z}_2, \dots, \mathcal{Z}_t\}$  be disjoint sets of edges such that exactly one of them is controlled by an adversary. Then  $r$  can detect which edge set is controlled by the adversary if and only if any two sets  $\mathcal{Z}_i$  and  $\mathcal{Z}_j$  in  $\mathcal{S}$  are flow-independent.

*Note:* The flow-independence between edge-sets  $\mathcal{Z}_i$  and  $\mathcal{Z}_j$  in  $\mathcal{S}$  does not require the edges within either of  $\mathcal{Z}_i$  or  $\mathcal{Z}_j$  to be flow-independent. It merely requires that  $\text{flow-rank}(\mathcal{Z}_i) + \text{flow-rank}(\mathcal{Z}_j) = \text{flow-rank}(\mathcal{Z}_i \cup \mathcal{Z}_j)$ .

Note that running **LOCATE-ADVERSARY-RLNC** might require checking all the  $\binom{\mathcal{E}}{z}$  subsets of edges in the network – this is exponential in  $z$ . We now demonstrate that for networks performing RLNC, the task of locating the set of adversarial edges is in fact computationally intractable *even when the receiver knows the topology and local encoding coefficients in advance*.

*Theorem 15:* For RLNC, if knowing the network  $\mathcal{G}$  and all local coding coefficients allows the receiver  $r$  correctly locating all adversarial locations in time polynomial in network parameters, NCPRLC (see the definition in Section II-H for details) can be solved in time polynomial in problem parameters.

**Proof:** Given a NCPRLC instance  $(H, z, \mathbf{e})$ , as shown in Figure 8, we construct a network with  $l_1$  edges to receiver  $r$  and  $l_2$  edges to node  $u$ .

Since  $H$  is a matrix chosen uniformly at random over  $\mathbb{F}_q$ , it corresponds to a RLNC, where each column of  $H$  corresponds to an IRV of an incoming edge of  $u$ .

Assume the adversary corrupts  $z$  incoming edges of  $u$ . Adversary can choose the errors  $Z$  such that each column of  $E = \mathbf{T}'(\mathcal{Z})Z$  equals  $\mathbf{e}$ . In the mean time  $E$  is all the information about the adversarial behavior known by  $r$  under RLNC. Any algorithm that outputs the corrupted set  $\mathcal{Z}$  must satisfy  $\mathbf{e} \in \mathbf{T}'(\mathcal{Z})$  and  $|\mathcal{Z}| \leq z$ . Once  $\mathcal{Z}$  is found,  $r$  actually solves the NCPRLC instance  $(H, z, \mathbf{e})$ .  $\square$

### B. Locating random errors under RLNC

We now consider the problem of finding the set of edges  $\mathcal{Z}$  that experience random errors (see Section II-E for details). Since  $\mathbf{T}'(\mathcal{Z}) = \mathbf{T}'(\text{Ext}(\mathcal{Z}))$  (see the definition of  $\text{Ext}(\mathcal{Z})$  in Section III-A for reference), the receiver can

not distinguish whether the errors are from  $\mathcal{Z}$  or  $Ext(\mathcal{Z})$ . So rather than finding  $\mathcal{Z}$ , we provide a computationally tractable algorithm to locate  $Ext(\mathcal{Z})$ , a proxy for  $\mathcal{Z}$ . The algorithm that finds  $Ext(\mathcal{Z})$  is as follows:

- **Algorithm V, LOCATE-RANDOM-RLNC:** Under RLNC, the algorithm is to locate the edges in the network suffering random errors.
- The input is the matrix  $Y$  received by  $r$  and  $\{\mathbf{t}'(e) : e \in \mathcal{E}\}$ . The output is an edge set  $\mathcal{Z}'$  initialized as an empty set.
- Step A: Compute  $E_r$  as the Step A of **Algorithm II: FIND-IRV**.
- Step B: Check for each edge  $e$  whether its IRV  $\mathbf{t}'(e)$  lies in  $\mathbf{E}_r$ . If so, the edge  $e$  is added into  $\mathcal{Z}'$ .
- Step C: End **LOCATE-RANDOM-RLNC**.

The correctness of **LOCATE-RANDOM-RLNC** is followed.

*Theorem 16:* If  $z$  is no more than  $C - 1$ ,  $\mathcal{Z}' = Ext(\mathcal{Z})$  with a probability at least  $1 - 3|\mathcal{E}|^2/q - 2C^2/(n - C)$ .

The computational complexity is  $\mathcal{O}(|\mathcal{E}|C^2)$  operations over  $\mathbb{F}_q$ .

**Proof:** Lemma 1.2 and Lemma 9 implies that  $\mathbf{E}_r = \mathbf{T}'(\mathcal{Z}) = \mathbf{T}'(Ext(\mathcal{Z}))$  with a probability at least  $1 - 2|\mathcal{E}|/q - 2C^2/(n - C)$ . It implies  $Ext(\mathcal{Z}) \subseteq \mathcal{Z}'$ .

For the other direction, using the Union Bound [31] over all  $|\mathcal{E}|$  edges on Lemma 1.2, with a probability at least  $1 - |\mathcal{E}|^2/q$ , for any edge  $e \notin Ext(\mathcal{Z})$ ,  $\mathbf{t}'(e)$  is not in  $\mathbf{E}_r$ . In the end we have  $Ext(\mathcal{Z}) = \mathcal{Z}'$  with a probability at least  $1 - 3|\mathcal{E}|^2/q - 2C^2/(n - C)$ .

For each IRV  $\mathbf{t}'(e)$ , it cost at most  $C^2$  operations over  $\mathbb{F}_q$  to check whether it is in  $\mathbf{E}_r$ . Then the total complexity of **LOCATE-RANDOM-RLNC** is  $\mathcal{O}(|\mathcal{E}|C^2)$  operations over  $\mathbb{F}_q$ .  $\square$

## Part II: Design Network Coding for Network Tomography

### VI. NETWORK REED-SOLOMON CODING (NRSC)

#### A. Motivations

In part I, under random linear network coding (RLNC), network tomography is studied for both adversarial and random error models (see Section II-E for the definition of error models). For random error model the schemes for both *static* topology estimation and error localization can be done in polynomial time, while the schemes for adversarial error model all cost exponential time. Moreover, under RLNC localizing adversarial errors is computational intractable (see Theorem 15) and requires the knowledge of network topology, whose estimation algorithm also costs exponential time.

In this section network Reed-Solomon Coding (NRSC) is proposed to improve the tomographic performance (specially for the adversarial error model), and meanwhile preserving the key advantages of RLNC. To be concrete, NRSC has the following features:

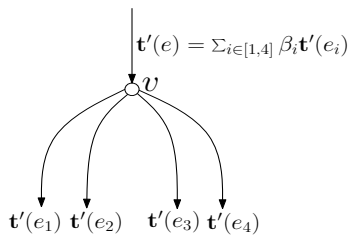


Fig. 10. The IRV of  $e$  is a linear combination of the IRVs of  $e_1$ ,  $e_2$ ,  $e_3$  and  $e_4$ .

- *Low implementation complexity.* The proposed NRSC is a linear network coding scheme (see Section II-D for details), and can be implemented in a *distribute and efficient* manner where each network node only needs to know the node-IDs of its adjacent neighbors. Thus once an edge (or node) has left or come, only its adjacent neighbors need to adjust the coding coefficients.
- *High throughput.* The capacity of multicast is achieved with high probability.
- NRSC aids tomography in the following two aspects:
  - *Computational efficiency.* For the adversarial error model, the receiver under NRSC can locate a number of adversarial errors that match a corresponding tomographic upper bound (see Theorem 13 for details) in a computationally efficient manner. For the random error model, a lightweight topology estimation algorithm is provided under NRSC.
  - *The robustness for dynamic networks.* For adversarial (and random) error localization, the algorithms under NRSC do not require the priori knowledge of the network topology and thus are robust against edge and node updating.<sup>10</sup> For topology estimation in the random error model, the lightweight algorithm under NRSC fits dynamic networks better than the one under RLNC.

### B. Overview of NRSC

In NRSC, in addition to an IRV each edge  $e$  is also assigned a *virtual IRV*  $\mathbf{t}''(e)$ . This virtual IRV is a deterministic function of the node-IDs of the header and tail of  $e$  (and hence is known to them). Further, each node in an NRSC (say node  $v$  in Figure 10) carefully chooses its coding coefficients (e.g.,  $\{\beta_1, \dots, \beta_4\}$  at node  $v$  in Figure 10, where  $\beta_i = \beta(e, v, e_i)$  for  $i = 1, \dots, 4$ ) such that the virtual IRVs of edges entering and leaving  $v$  satisfy the same linear relationship as the IRVs (in the case of Figure 10,  $\mathbf{t}''(e) = \beta_1 \mathbf{t}''(e_1) + \dots + \beta_4 \mathbf{t}''(e_4)$ ). In other words, under NRSC every network node makes “local contribution” to force edge IRVs equaling the corresponding VIRVs. And the object can be achieved if and only if a connectivity requirement is satisfied (see Corollary 22 for details).

At a high level, we compare the tomography performance between RLNC and NRSC in the following:

<sup>10</sup>Note that under RLNC, the error localization algorithms in previous works [8], [12], [14] and this paper require the priori knowledge of the network topology. However, the topology estimation under RLNC costs exponential time for the networks with adversarial errors, and costs polynomial time for the *static* networks with random errors.

- *Computational efficiency.* Under RLNC, each edge IRV is randomly chosen from the linear subspace spanned by the down-streaming edge IRVs, resulting that locating network adversaries is as hard as NCPRLC (see Theorem 15 for details). Under NRSC, VIRVs (and then IRVs) are smartly chosen such that locating adversaries can be done in an efficient manner.
- *The robustness for dynamic networks.* Under RLNC each edge (say  $e$ ) updating results into IRV updating for all up-streaming (of  $e$ ) edges. Under NRSC, once an edge is update, its adjacent header would adjust its local coefficients to stop IRV updating. For instance consider the subnetwork in Figure 10. Once edge  $e_1$  is disconnected,  $v$  would change the local coefficients such that the IRV of  $e$  still equals to the VIRV of  $e$ . Thus no updating is needed for the up-streaming nodes of  $v$ .

### C. Node and edge IDs

Each pair of nodes  $(u, v)$  in  $\mathcal{V} \otimes \mathcal{V}$  has an ID  $id(u, v)$  chosen independently and uniformly at random from  $\mathbb{F}_q$ . These IDs can be broadcast by the source using digital signature schemes such as RSA [29], or outputted by a pseudorandom hash function<sup>11</sup> (with input as a pair of nodes) such as AES [33] that can be accessed by all parties. Thus this set of  $|\mathcal{V}|^2$  IDs is publicly known *a priori* to all parties (including the adversaries), even though they may not know *which* nodes and edges are actually in the network.

The following lemma shows that each node pair has a distinct ID with high probability:

*Lemma 17:* With a probability at least  $1 - |\mathcal{V}|^4/q$ , for any  $(u, v) \neq (u', v')$  in  $\mathcal{E}$ ,  $id(u, v) \neq id(u', v')$ .

**Proof:** For any  $(u, v) \neq (u', v')$ ,  $id(u, v) = id(u', v')$  with a probability at most  $1/q$ . Since  $\mathcal{V} \times \mathcal{V}$  has size  $|\mathcal{V}|^2$ , there are at most  $\binom{|\mathcal{V}|^2}{2} < |\mathcal{V}|^4$  distinct pairs in  $\mathcal{V} \times \mathcal{V}$ . Using Union Bound [31] over all these pairs the lemma is true with a probability at least  $1 - |\mathcal{V}|^4/q$ .  $\square$

For each edge  $e(u, v) \in \mathcal{E}$  the ID of  $e$  is  $id(e) = id(u, v)$ . Thus the ID of edge  $e(u, v)$  can be figured out by both  $u$  and  $v$  if they know their adjacent neighbors. A direct corollary of Lemma 17 is that each edge has a distinct ID with high probability. We henceforth assume that this is indeed the case.

Note that for scenario where parallel edges are allowed, we assume some pairs of nodes has multiple IDs, the  $i$ 'th of which is the ID of the  $i$ 'th edge between them.

For each edge  $e$  the *virtual impulse response vector* (VIRV) is  $\mathbf{t}''(e) \in \mathbb{F}_q^C$ , which is  $[id(e), (id(e))^2, \dots, (id(e))^C]^T$ . For any set of edges  $\mathcal{Z}$  with size  $z$ , the virtual impulse-response-matrix (VIRM) is  $T''(\mathcal{Z}) \in \mathbb{F}_q^{C \times z}$ , with the columns comprised of  $\{\mathbf{t}''(e), e \in \mathcal{Z}\}$ .

For the ease of notation we also defined a dimension-parameterized VIRV as  $\mathbf{t}''(e, i) = [id(e), (id(e))^2, \dots, (id(e))^i]^T$ . For any set of edges  $\mathcal{Z}$  with size  $z$ , the corresponding VIRM is  $T''(\mathcal{Z}, i) \in \mathbb{F}_q^{i \times z}$ , with the columns comprised of

<sup>11</sup>Note that the randomness of the IDs is used in proving Lemma 17 and Theorem 18, which (the distinctness of node-pair IDs and the throughput of multicast) are polynomial time distinguishable. Thus pseudorandomness suffices [32].

$\{\mathbf{t}''(e, i), e \in \mathcal{Z}\}$ . Note that  $T''(\mathcal{Z}, z)$  is a Vandermonde matrix and invertible when  $|\mathcal{Z}| = z$  and the edges in  $\mathcal{Z}$  have distinct IDs.

#### D. Code construction of NRSC

We assume by default that the edges in  $\mathcal{E}$  have distinct IDs, which happens with a probability at least  $1 - |\mathcal{V}|^4/q$  by Lemma 17. Recall that  $C$  is the capacity of the network, *i.e.*,  $C = \max\text{-flow}(s, r)$ , and for ease of notation we assume that the source has exactly  $C$  outgoing edges and the receiver has  $C$  incoming edges (see Section II-B for details).

The construction of NRSC is then as follows.

*Source encoder:* Let  $\mathbf{Out}(s) = \{e_1, e_2, \dots, e_C\}$  be the outgoing edges of the source  $s$  and  $X \in \mathbb{F}_q^{C \times n}$  be the source message matrix. The source  $s$  computes  $M = T''(\mathbf{Out}(s), C)^{-1}X$  and sends the  $i$ th row of  $M$  as the packet over  $e_i$ . Note that  $X$  contains a known “header”, say the  $C \times C$  identity matrix over  $\mathbb{F}_q$ , to indicate the network transform to the receiver.

*Network encoders:* Let  $\mathbf{Out}(v) = \{e_1, e_2, \dots, e_d\}$  be the outgoing edges of node  $v$ . For an incoming edge  $e$  of  $v$ ,  $v$  computes  $\mathbf{b}(e) = T''(\mathbf{Out}(v), d)^{-1}\mathbf{t}''(e, d)$ . For the coding coefficient  $\beta(e, v, e_i)$  from  $e$  via  $v$  to  $e_i$ ,  $v$  sets  $\beta(e, v, e_i)$  to be the  $i$ th component of  $\mathbf{b}(e)$

*Receiver decoder:* The receiver receives

$$Y = TX, \quad (8)$$

where  $T \in \mathbb{F}_q^{C \times C}$  can be indicated by the header of  $Y$ . If  $T$  is invertible the receiver can decode  $X$  correctly.

Thus, similar to RLNC [5], NRSC can be implemented in a distributed manner given that each node knows its local topology, *i.e.*, the adjacent neighbors. If an edge/node has been added/deleted, only local adjustments are needed.

#### E. Optimal throughput for multicast scenario

The theorem below shows that with high probability NRSC achieve the multicast capacity.

*Theorem 18:* With a probability at least  $1 - C|\mathcal{E}|^4/q$ , receiver  $r$  can decode  $X$  correctly.

**Proof:** Let  $\mathcal{X}$  be the set of all random variables involved, *i.e.*,  $\mathcal{X} = \{id(u, v), (u, v) \in \mathcal{V} \otimes \mathcal{V}\}$ . By default we assume that any polynomial mentioned in the proof has variables in  $\mathcal{X}$ .

Let  $\det_G = \prod_{u \in \mathcal{V}} \det(u)$ , where  $\det(u)$  is the determinant of the matrix  $T''(\mathbf{Out}(u), |\mathbf{Out}(u)|)$  for node  $u \in \mathcal{V}$ . For each  $u \in \mathcal{V}$ , since each component of  $T''(\mathbf{Out}(u), |\mathbf{Out}(u)|)$  is a polynomial of degree at most  $|\mathbf{Out}(u)|$ ,  $\det(u)$  is a polynomial of degree at most  $|\mathbf{Out}(u)|^2$ . Thus  $\det_G$  is a polynomial of degree at most  $\sum_{u \in \mathcal{V}} |\mathbf{Out}(u)|^2 \leq (\sum_{u \in \mathcal{V}} |\mathbf{Out}(u)|)^2 = |\mathcal{E}|^2$ .

Let  $T$  be the transform matrix from  $s$  to  $r$  defined in Equation (8). We claim each element of  $\det_G T$  is a polynomial of degree at most  $|\mathcal{E}|^4$ . To see this, we first note that each component in  $\det(u)T''(\mathbf{Out}(u), |\mathbf{Out}(u)|)^{-1}$  is a polynomial of degree at most  $|\mathbf{Out}(u)|^2 - |\mathbf{Out}(u)|$  (see Cramer's rule in [34]). Thus in the construction of NRSC each local coding coefficient  $\beta(e, u, e')$  used by  $u \in \mathcal{V}$  is  $Poly_{(e,u,e')}/\det(u)$ , where  $Poly_{(e,u,e')}$  is a polynomial of degree at most  $|\mathbf{Out}(u)|^2$ . Each element in  $T$  can be expressed as  $\sum_{\alpha} \bar{\beta}(\alpha)$ , where  $\bar{\beta}(\alpha) = \prod_{(e,u,e') \in \alpha} \beta(e, u, e')$  and  $\alpha$  is a path from  $s$  to  $r$  (see [5] for references). Thus each element in  $T$  can be expressed as  $Poly_{\alpha}/(\prod_{u \in \alpha} \det(u))$ , where  $Poly_{\alpha} = \prod_{(e,u,e') \in \alpha} Poly_{(e,u,e')}$ . Thus  $Poly_{\alpha}$  is a polynomial of degree at most  $\sum_{u \in \alpha} |\mathbf{Out}(u)|^2 \leq \sum_{u \in \mathcal{V}} |\mathbf{Out}(u)|^2 \leq |\mathcal{E}|^2$ . Since no node appears twice in a path of an acyclic network,  $\det_G$  is divisible by  $\prod_{u \in \alpha} \det(u)$  for each path  $\alpha$ . Thus  $\det_G \sum_{\alpha} Poly_{\alpha}(\mathcal{X})/(\prod_{u \in \alpha} \det(u))$  is a polynomial of degree at most  $|\mathcal{E}|^4$ . This completes the proof of the claim that each element of  $\det_G T$  is a polynomial of degree at most  $|\mathcal{E}|^4$ .

Now we prove  $\det_G T$  is invertible with high probability. The determinant of  $\det_G T$  is denoted as  $\det_r$ , which is therefore a polynomial of degree at most  $|\mathcal{E}|^4 C$ .

Without loss of generality let  $\{\mathcal{P}_1, \mathcal{P}_2, \dots, \mathcal{P}_C\}$  be the edge-disjoint paths from the source  $s$  to the receiver  $r$ . We first prove that  $\det_r$  is a nonzero polynomial, *i.e.*, that there exists an evaluation of  $\mathcal{X}$  such that  $\det_G \neq 0$  (*i.e.*, for each  $u \in \mathcal{V}$  no two edges in  $\mathbf{Out}(u)$  have the same ID) and the source can transmit  $C$  linearly independent packets via  $\mathcal{P}_1, \mathcal{P}_2, \dots, \mathcal{P}_C$ .

The evaluation of  $\mathcal{X}$  is described in the following: First, assume each edge has a distinct ID. Second, since the  $i$ th outgoing edge of the source sends the  $i$ th row of  $M = T''(\mathbf{Out}(s), C)^{-1}X$ , the paths  $\mathcal{P}_1, \mathcal{P}_2, \dots, \mathcal{P}_C$  carry linearly independent packets on their initial edges. Third, the IDs of edges in  $\mathcal{P}_i$  are all changed to be the ID of the first edge in  $\mathcal{P}_i$ . Note that this operation preserves the property that for each  $u \in \mathcal{V}$  no two edges in  $\mathbf{Out}(u)$  have the same ID (*i.e.*,  $\det_G \neq 0$ ). Finally in fact the network uses routing to transmit the  $C$  independent source packets via  $\mathcal{P}_1, \mathcal{P}_2, \dots, \mathcal{P}_C$ .

Thus under the above evaluation of  $\mathcal{X}$  the matrix  $\det_G T$  is invertible and therefore  $\det_r \neq 0$ . Using Schwartz-Zippel Lemma [30]  $\det_r \neq 0$  and thus receiver  $r$  can decode  $X$  with a probability at least  $1 - |\mathcal{E}|^4 C/q$  over all the evaluations of  $\mathcal{X}$ .  $\square$

Thus if the network has  $k$  receivers, using the Union Bound [31] on all receivers we conclude with a probability at least  $1 - k|\mathcal{E}|^4 C/q$  each receiver can decode  $X$ .

Therefore the techniques over RLNC in multicast scenario can be directly moved into NRSC. For instance using network error-correcting codes [10][11] NRSC are able to attain the optimal throughput for multicast with network errors.

### E. IRVs under NRSC

Following above Theorem 18 the relations between IRVs and network structure can be shown the same as those for RLNC (see Lemma 1 for details). To be concrete, for networks performing NRSC we have:

- Lemma 19:* 1) The rank of the impulse response matrix  $T'(\mathcal{Z})$  of an edge set  $\mathcal{Z}$  with flow-rank  $z$  is at most  $z$ .
- 2) The IRVs of flow-independent edges are linear independent with a probability at least  $1 - C|\mathcal{E}|^4/q$ .

**Proof:** The proof is similar to the proof of Lemma 1. □

Note that for random error model (see Section II-E for details), all tomography schemes under RLNC are based on Lemma 1. Thus such schemes still work under NRSC.

## VII. LOCATING ERRORS UNDER NRSC

In this section we show that the receivers in networks using NRSC are able to efficiently locate the network adversaries even without the knowledge of the network topology. The high level idea is that each column of error matrix plays the role of vector  $\mathbf{e}$  for **RS-DECODE**( $H, \mathbf{e}$ ) (see Section II-I for details), where the columns of the Reed-Solomon parity-check matrix  $H$  comprise of the VIRVs of network edges. Thus the output of algorithm **RS-DECODE**( $H, \mathbf{v}$ ) locates the set of error edges. In the end of this section, without the priori knowledge of the network topology we provide an efficient algorithm which locates the edges suffering random errors.

### *Assumptions and Justifications*

- 1) At most  $z$  edges in  $\mathcal{Z}$  suffer errors, i.e.,  $\{e : e \in \mathcal{E}, \mathbf{z}(e) \neq 0\} = \mathcal{Z}$  and  $|\mathcal{Z}| \leq z$ . When  $2z + 1 \leq C$ , network error-correcting-codes (see Section II-G for details) are used so that the source message  $X$  is provably decodable .
- 2) Each node in  $\mathcal{V} - \{r\}$  has out-degree at least  $d = 2z$ . Note that Theorem 13 proves it is a necessary condition for locating  $z$  errors.

Let the elements in  $\mathcal{V} \otimes \mathcal{V}$  be indexed by  $\{1, 2, \dots, |\mathcal{V}|^2\}$ . The parity check matrix  $H \in \mathbb{F}_q^{d \times |\mathcal{V}|^2}$  is defined as  $H = [\mathbf{h}_1, \mathbf{h}_2, \dots, \mathbf{h}_{|\mathcal{V}|^2}]$ . Here  $\mathbf{h}_i$  is the VIRV (with length  $d$ ) of the  $i$ th element in  $\mathcal{V} \otimes \mathcal{V}$ . Then the adversarial error locating algorithm is:

- **ALGORITHM VI LOCATE-ADVERSARY-RS:** The algorithm is to locate network adversarial errors for networks performing NRSC.
- The *input* of the algorithm is the source matrix  $X$ , the parity-check matrix  $H$ , and the  $C \times n$  matrix  $Y$  received by receiver  $r$ . The *output* of the algorithm is a set of edges  $\mathcal{Z}'$  initialized as an empty set.
- Step A: Compute  $Y_{(RS,d)} = T''(\mathbf{In}(r), d)Y$  and  $L = Y_{(RS,d)} - X_d$ , where  $X_d$  comprises of the first  $d$  rows of  $X$ .

- Step B: For each column of  $L$ , say  $\mathbf{v}$ , compute  $\mathbf{b} = \mathbf{RS-DECODE}(H, \mathbf{v})$ . If the  $i$ th component of  $\mathbf{b}$  is nonzero, the  $i$ th node pair  $(u, v)$  in  $\mathcal{V} \otimes \mathcal{V}$  is added as an edge  $e = (u, v)$  into  $\mathcal{Z}'$ .
- Step C: End **LOCATE-ADVERSARY-RS**.

*Theorem 20:* The edge set  $\mathcal{Z}'$  output by **LOCATE-ADVERSARY-RS** equals actual error edge set  $\mathcal{Z}$ . The computational complexity of **LOCATE-ADVERSARY-RS** is  $\mathcal{O}(n|\mathcal{V}|^2d)$ .

Before the proof we show the following key lemma when  $|\mathbf{Out}(u)| \geq d$  for each node  $u \in \mathcal{V} - \{r\}$ . Recall that  $\mathbf{z}(e)$  is the error packet injected on edge  $e$ .

*Lemma 21:* If the source message matrix  $X$  equals 0,

$$Y_{(RS,d)} = \sum_{e \in \mathcal{E}} \mathbf{t}''(e, d) \mathbf{z}(e). \quad (9)$$

**Proof:** We proceed inductively. Throughout the proof let  $\mathcal{E}_T$  be the set of edges satisfying the theorem, *i.e.*,  $Y_{(RS,d)} = \sum_{e \in \mathcal{E}} \mathbf{t}''(e, d) \mathbf{z}(e)$  when  $\mathbf{z}(e) = 0$  for all  $e \in \mathcal{E} - \mathcal{E}_T$ .

**Step A:** If  $\mathcal{E}_T = \mathbf{In}(r)$ , the theorem is true by the definition.

**Step B:** Since the network is acyclic, unless  $\mathcal{E}_T = \mathcal{E}$ , there must exist an edge  $e \in \mathcal{E} - \mathcal{E}_T$  such that its adjacent outgoing edge set  $\mathbf{Out}(e)$  is a subset of  $\mathcal{E}_T$ . Let  $\mathbf{Out}(e) = \{e_1, e_2, \dots, e_k\}$  with  $k \geq d$ . If only  $e$  suffers non-zero injected errors  $\mathbf{z}(e)$ , the output of  $e$  is  $\mathbf{z}(e)$ . Thus for each  $i \in [1, k]$  the output of  $e_i$  is  $\beta_i \mathbf{z}(e)$ , where  $\beta_i$  is the  $i$ th component of  $\mathbf{b}(e) = T''(\mathbf{Out}(e), k)^{-1} \mathbf{t}''(e, k)$  (see Section VI-D for details). Since  $d \leq k$ , we have  $\sum_{i \in [1, k]} \beta_i \mathbf{t}''(e_i, d) = \mathbf{t}''(e, d)$ . Since  $\mathbf{Out}(e) \subseteq \mathcal{E}_T$ ,  $Y_{(RS,d)} = \sum_{i \in [1, k]} \mathbf{t}''(e_i, d) \beta_i \mathbf{z}(e) = \mathbf{t}''(e, d) \mathbf{z}(e)$ . Therefore Equation (9) is true for the case where only  $e$  suffers non-zero injected error  $\mathbf{z}(e)$ . Since NRSC are linear codes,  $e$  can be added into  $\mathcal{E}_T$ .

**Step C:** Since the network is acyclic and each node (or edge) in  $\mathcal{V}$  (or  $\mathcal{E}$ ) is connected to  $r$ , we can repeat Step B until  $\mathcal{E}_T = \mathcal{E}$ . □

Recall the definition of IRV in Section III-A, we have  $Y = \sum_{e \in \mathcal{E}} \mathbf{t}'(e) \mathbf{z}(e)$ . Thus the following corollary is true for network satisfying  $|\mathbf{Out}(u)| \geq d$  for each node  $u \in \mathcal{V} - \{r\}$ :

*Corollary 22:* For each edge  $e \in \mathcal{E}$ ,  $T'(\mathbf{In}(r), d) \mathbf{t}'(e) = \mathbf{t}''(e, d)$ .

For the case where no error happens in the network and the source  $s$  transmits the  $C \times n$  message matrix  $X$  with  $C \geq d$ , by Lemma 21 above we have  $Y_{(RS,d)} = \sum_{i \in [1, C]} \mathbf{t}''(e_i, d) \mathbf{x}(e_i)$ , where  $e_i$  is the  $i$ th edge of  $\mathbf{Out}(s)$  and  $\mathbf{x}(e_i)$  is the  $i$ th row of  $M = T''(\mathbf{Out}(s), C)^{-1} X$  (see Section VI-D for details). Thus  $Y_{(RS,d)} = T''(\mathbf{Out}(s), d) M = X_d$ , where  $X_d$  is the matrix consisting of the first  $d$  rows of  $X$ .

Then we have the corollary:

*Corollary 23:* When the source message is  $X$ ,  $Y_{(RS,d)} = X_d + \sum_{e \in \mathcal{E}} \mathbf{t}''(e, d) \mathbf{z}(e)$ .

Then we can prove main theorem of this section as:

**Proof of Theorem 20:** Using Corollary 23 we have  $L = \sum_{e \in \mathcal{Z}} \mathbf{t}''(e, d) \mathbf{z}(e)$ . Since  $|\mathcal{Z}| = z \leq d/2$ , each column of  $L$  is a linear combination of at most  $d/2$  columns of  $H$ . Additionally, since  $H$  is also a parity check matrix of a Reed-Solomon code, **RS-DECODE** correctly finds all the edges with nonzero injected errors, and therefore  $\mathcal{Z}' = \mathcal{Z}$ . For each column of  $L$ , **RS-DECODE** runs in time  $\mathcal{O}(|\mathcal{V}|^2 d)$ . Thus the overall time complexity of the algorithm is  $\mathcal{O}(n|\mathcal{V}|^2 d)$ .  $\square$

In the end of this section, under the condition that  $|\mathbf{Out}(u)| \geq d$  for each node  $u \in \mathcal{V} - \{r\}$ , we show that NRSC enables the receiver  $r$  locate any  $z \leq d - 1$  random errors without the priori knowledge of the network topology. The scheme is in the following:

**Locate random errors under NRSC:** Once matrix  $L$  is computed by Step A of **LOCATE-ADVERSARY-RS**, for each  $(u, v) \in \mathcal{V} \otimes \mathcal{V}$  check whether  $\mathbf{t}''((u, v), d)$  is in  $\mathbf{L}$  (*i.e.*, the column space of  $L$ ). If so,  $e(u, v)$  is output as an error edge. Continue the loop for another node pair in  $\mathcal{V} \times \mathcal{V}$ .

By Corollary 22 and Equation (5),  $L = T''(\mathcal{Z}, d)Z$ , where the rows of  $Z$  comprise of  $\{\mathbf{z}(e) : e \in \mathcal{Z}\}$ . By the proof of Lemma 9 we have  $Z$  has rank  $|\mathcal{Z}|$  with high probability. Thus for each edge  $e \in \mathcal{Z}$ ,  $\mathbf{t}''(e) \in \mathbf{L}$ . For any edge  $e' \notin \mathcal{Z}$ , since  $id(e')$  is different from any ID in  $\{id(e) : e \in \mathcal{Z}\}$ ,  $\mathbf{t}''(e', d)$  is linear independent to the columns of  $T''(\mathcal{Z}, d)$ . Thus  $\mathbf{t}''(e', d)$  is not in  $\mathbf{L}$ .

## VIII. TOPOLOGY ESTIMATION FOR NETWORK WITH RANDOM ERRORS UNDER NRSC

Under NRSC, the section provides a lightweight topology estimation algorithm for the random error model. The high level idea is that once a candidate IRV is collected using **Algorithm II, FIND-IRV** of Section IV-C, the corresponding VIRV can be computed by Corollary 22. Using the VIRV the corresponding edge can be detected. Thus **Algorithm III, FIND-TOPO** is not involved, who requires **FIND-TOPO** recovering all IRV information.

For estimating the entire network topology, all assumptions in Section IV-C are required here except for Assumption 6, which assumes weak type common randomness.

Note that if the network has strong connectivity and each edge suffers random error with non-negligible probability, the algorithm for locating random errors shown in the end of Section VII can also detect the topology. The algorithm shown below only requires weak connectivity, *i.e.*, each internal node has out-degree at least 2, as Assumption 2) in Section IV-C.

- **ALGORITHM VII FIND-TOPO-RS:** Under NRSC, the algorithm is to estimate the network topology in the presence of random errors.
- The *input* is  $\{Y(i), i \in [1, t]\}$ , which are the received matrix for source generation  $\{1, 2, \dots, t\}$ . The *output* is  $\mathcal{E}'$  which is a set of edges initialized as an empty set.
- Step A: For  $i \in [1, t]$  compute  $E(i)_r$  as Step A in **Algorithm II, FIND-IRV**

- Step B: For any two of  $\{E(i)_r, i \in [1, t]\}$ , say  $E(i)_r$  and  $E(j)_r$ , compute the intersection  $\mathbf{E}(\mathbf{i})_r \cap \mathbf{E}(\mathbf{j})_r$ . If the intersection is a rank-one subspace  $\langle \mathbf{h} \rangle$ , goto Step C. Otherwise, continue the loop in the beginning of Step B.
- Step C: Compute  $h_1$  (and  $h_2$ ) as the first (and second) component of  $T''(\mathbf{In}(r), 2)\mathbf{h}$ . For any node pair  $(u, v) \in \mathcal{V} \otimes \mathcal{V}$ , if the ratio  $h_2/h_1$  equals  $id(u, v)$ , add  $(u, v)$  as an edge into  $\mathcal{E}'$ . Go back to continue the loop in the beginning of Step B.
- Step D: End **FIND-TOPO-RS**.

Let  $\mathcal{G} = (\mathcal{V}, \mathcal{E})$  be the actual network topology,  $p_c$  be the probability defined in Assumption 4) of Section IV-C,  $p_s$  be  $1 - (1 - z/q)[1 - 2C^2/(n - C)]$  and  $p'_a$  be  $p_c + 2p_s + C|\mathcal{E}|^4/q$ . Then the theorem is:

- Theorem 24:*
- 1) With a probability at most  $|\mathcal{V}|^2 t^2/q$ ,  $\mathcal{E}'$  has an edge which is not in  $\mathcal{E}$ .
  - 2) If edge  $e \in \mathcal{Z}(i) \cap \mathcal{Z}(j)$ ,  $e \in \mathcal{E}'$  with a probability at least  $1 - p'_a$ .

**Proof:**

- 1) Consider node pair  $(u, v) \in \mathcal{V} \otimes \mathcal{V}$  which is not in  $\mathcal{E}$ . Since  $id(u, v)$  is independent from the network coding coefficients used in  $\mathcal{G}$  and the random errors in each source generation, for any invocation of Step C the ratio  $h_2/h_1$  is independent from  $id(u, v)$ . Thus  $h_2/h_1 = id(u, v)$  with probability at most  $1/q$ . Since there are at most  $t^2$  invocations of Step C, using Union Bound [31] edge  $e(u, v)$  is accepted in  $\mathcal{E}'$  with a probability at most  $t^2/q$ . Since there are at most  $|\mathcal{V}|^2$  node pairs, also by Union Bound [31]  $\mathcal{E}'$  has an edge which is not in  $\mathcal{E}$  with a probability at most  $|\mathcal{V}|^2 t^2/q$ .
- 2) If  $e \in \mathcal{Z}(i) \cap \mathcal{Z}(j)$ , from the proof of Theorem 8 the intersection of  $\mathbf{E}(\mathbf{i})_r \cap \mathbf{E}(\mathbf{j})_r$  equals  $\langle \mathbf{t}'(e) \rangle$  with a probability at least  $1 - p'_a$ . Note that the difference between  $p_a$  and  $p'_a$  comes from the difference between Lemma 1 (which is for RLNC) and Lemma 19 (which is for NRSC). Since each internal node has out-degree at least 2, from Corollary 22 we have  $T''(\mathbf{In}(r), 2)\mathbf{t}'(e) = \mathbf{t}''(e, 2) = [id(e), (id(e))^2]^T$ . It completes the proof.

□

**Remark 1:** For estimating the failing topology (*i.e.*, detecting the edges with errors), even Assumption 5) of Section IV-C is not needed anymore, which requires each edge suffers random errors with a non-negligible probability. Once an edge  $e$  has random errors for multiple source generations, it can be detected with high probability.

**Remark 2:** For the scenario while network edges (or nodes) suffer dynamic updating, **FIND-TOPO-RS** is more robust than the topology estimation algorithm under RLNC (see Section IV-C for details). The reason is that under RLNC the receiver must use algorithm **FIND-IRV** to recover all IRV information before proceed the topology estimation algorithm **FIND-TOPO**. Thus it requires the network unchanged during  $t = \Theta(\log(|\mathcal{E}|)|\mathcal{E}|)$  source

generations (see Remark 2 after Theorem 8 for details). Under NRSC, for detecting edge  $e$  **FIND-TOPO-RS** only requires the network unchanged between two fails of  $e$ .

## IX. CONCLUSION AND FUTURE WORK

This work examines passive network tomography on networks performing linear network coding, in the presence of network errors. We consider both random and adversarial errors. In part I, under random linear network coding (RLNC) we give characterizations of when it is possible to find the topology, and thence the locations of the network errors. Under RLNC, many of the algorithms we provide have polynomial time computational complexity in the network size; for those that are not efficient, we prove intractability by showing reductions to computationally hard problems. In part II, we design network Reed-Solomon coding (NRSC) addressing the negative tomography results arising at RLNC, and meanwhile preserving the key advantages of RLNC.

Possible future work can proceed in many directions.

- 1) Tomography schemes that approximately locate adversarial nodes are hoped. Note that adversarial nodes can not be located exactly in the wired network. For instance, when the adversarial node  $u$  behaves as receiving errors from its up-streaming neighbor  $v$ , the receiver is impossible to distinguish between the error location  $u$  and  $v$ .
- 2) Tomography schemes that approximately estimate the network topology in the presence of adversarial errors are hoped.
- 3) Instead of NRSC, we can implant other traditional linear error-correction-codes (*e.g.* BCH codes) into network coding to achieve the same goals. Thus more benefits are hoped to be explored from such network coding structure.
- 4) Explore a network coding scheme that enables efficient topology estimation in the presence of adversarial errors, and in the mean time preserves key advantages of RLNC.

## REFERENCES

- [1] H. Yao, S. Jaggi, and M. Chen, "Network coding tomography for network failures," in *Proc. of IEEE INFOCOM*, 2010.
- [2] —, "Network reed-solomon codes: Efficient byzantine adversary localization," in *Proc. of 44th Annual Asilomar Conference on Signals, Systems, and Computers, invited paper*, 2010.
- [3] R. Castro, M. Coates, G. Liang, R. D. Nowak, and B. Yu, "Network tomography: recent developments," *Statistical Science*, 2004.
- [4] R. Ahlswede, N. Cai, S.-Y. R. Li, and R. W. Yeung, "Network information flow," *IEEE Transactions on Information Theory*, vol. 46, no. 4, pp. 1204–1216, 2000.
- [5] T. Ho, M. Medard, J. Shi, M. Effros, and D. R. Karger, "On randomized network coding," in *Proc. of 41st Annual Allerton Conference*, 2003.
- [6] T. Ho, M. Mdard, R. Koetter, D. R. Karger, M. Effros, J. Shi, and B. Leong, "A random linear network coding approach to multicast," *IEEE Transactions on Information Theory*, vol. 52, no. 10, pp. 4413–4430, 2006.

- [7] P. A. Chou, Y. Wu, and K. Jain, "Practical network coding," in *Proc. of Allerton Conf. on Communications, Control, and Computing*, 2003.
- [8] T. Ho, B. Leong, Y. H. Chang, Y. G. Wen, and R. Koetter, "Network monitoring in multicast networks using network coding," in *Proc. of ISIT*, 2005.
- [9] G. Sharma, S. Jaggi, and B. K. Dey, "Network tomography via network coding," in *Proc. of Information Theory and Applications Workshop*, 2008.
- [10] S. Jaggi, M. Langberg, S. Katti, T. Ho, D. Katabi, and M. Medard, "Resilient network coding in the presence of byzantine adversaries," in *Proc. of INFOCOM*, 2007.
- [11] D. Silva, F. R. Kschischang, and R. Kotter, "A rank-metric approach to error control in random network coding," *IEEE Transactions on Information Theory*, vol. 54, no. 9, pp. 3951–3967, 2008.
- [12] C. Fragouli and A. Markopoulou, "A network coding approach to network monitoring," in *Proc. of the 43rd Allerton Conference*, 2005.
- [13] C. Fragouli, A. Markopoulou, and S. Diggavi, "Topology inference using network coding," in *Proc. of the 44th Allerton Conference*, 2006.
- [14] M. Gjoka, C. Fragouli, P. Sattari, and A. Markopoulou, "Loss tomography in general topologies with network coding," in *Proc. of IEEE Globecom*, 2005.
- [15] P. Sattari, A. Markopoulou, and C. Fragouli, "Multiple source multiple destination topology inference using network coding," in *NetCod09*, 2009.
- [16] M. J. Siavoshani, C. Fragouli, S. Diggavi, and C. Gkantsidis, "Bottleneck discovery and overlay management in network coded peer-to-peer system," in *Proc. of SIGCOMM workshop on Internet Network Management*, 2007.
- [17] J. M. Siavoshani, C. Fragouli, and S. Diggavi, "Subspace properties of randomized network coding," in *Proc. of IEEE ITW*, 2007.
- [18] M. J. Siavoshani, C. Fragouli, and S. Diggavi, "On locating byzantine attackers," in *Network Coding Workshop: Theory and Applications*, 2008.
- [19] Q. Wang, L. Vu, K. Nahrstedt, and H. Khurana, "Identifying malicious nodes in network-coding-based peer-to-peer streaming networks," in *Proc. of IEEE INFOCOM*, 2010.
- [20] R. Diestel, *Graph Theory*. Springer-Verlag, Heidelberg, 2005.
- [21] S.R.Li, R. Yeung, and N. Cai, "Linear network coding," *IEEE Transactions on Information Theory*, vol. 49, no. 2, pp. 371–381, 2003.
- [22] D. Silva, F. R. Kschischang, and R. Ktter, "Capacity of random network coding under a probabilistic error model,," in *24th Biennial Symposium on Communications, Kingston, ON, Canada*, 2008.
- [23] S. Katti, D. Katabi, H. Balakrishnan, and M. Medard, "Symbol-level network coding for wireless mesh networks," in *Proc. of ACM SIGCOMM*, 2008.
- [24] S. Gollakota and D. Katabi, "Zigzag decoding: Combating hidden terminals in wireless networks," in *Proc. of ACM SIGCOMM*, 2008.
- [25] I. Dumer, D. Micciancio, and M. Sudan, "Hardness of approximating the minimum distance of a linear code," *IEEE Transanction on Information Theory*, vol. 49, no. 1, pp. 22–37, 2003.
- [26] A. Vardy, "The intractability of computing the minimum distance of a code," *IEEE Transanction on Information Theory*, vol. 43, no. 6, pp. 1757–1766, 1997.
- [27] I. S. Reed and G. Solomon, "Polynomial codes over certain finite fields," *SIAM Journal of Applied Math*, vol. 8, pp. 300–304, 1960.
- [28] U. K. Sorger, "A new reed-solomon code decoding algorithm based on newton's interpolation," *IEEE Transactions on Information Theory*, vol. 39, no. 2, pp. 358–365, 1993.
- [29] R. L. Rivest, A. Shamir, and L. M. Adleman, "A method for obtaining digital signatures and public-key cryptosystems," *Commun. ACM*, vol. 21, no. 2, pp. 120–126, 1978.
- [30] M. Agrawa and S. Biswas, "Primality and identity testing via chinese remaindering," *Journal of the ACM*, 2003.

- [31] M. Mitzenmacher and E. Upfal, *Probability and Computing: Randomized Algorithms and Probabilistic Analysis*. Cambridge University Press, 2005.
- [32] Y. Lindell and J. Katz, *Introduction to Modern Cryptography*. Chapman and Hall/CRC press, 2007.
- [33] B. Thomas and V. Serge, "Proving the security of aes substitution-permutation network," in *Selected Areas in Cryptography, 12th International Workshop*, 2005.
- [34] C. B. Boyer, *A History of Mathematics*, 2nd ed. Wiley, 1968.
- [35] R. W. Yeung, *Information Theory and Network Coding*. Springer, 2008.

## X. APPENDIX

### A. Network erasure model

An erasure on edge  $e$  means that the packet  $\mathbf{x}(e)$  carried by  $e$  is treated as an all-zeroes length- $n$  vector over  $\mathbb{F}_q$  by the node receiving  $\mathbf{x}(e)$ , *i.e.*, the injected erroneous packet  $\mathbf{z}(e)$  equals  $-\mathbf{x}(e)$ . As network error models (see Section II-E for details), two network erasure models are considered:

- 1) *Random erasures*: Every edge  $e$  in  $\mathcal{E}$  experiences random erasures independently.
- 2) *Adversarial erasures*: The edges to suffer erasures are adversarially chosen.

### B. Topology estimation for network erasures under RLNC

Since adversarial erasures is a weaker attack model than adversarial errors, the results in Section IV-B can be directly applied for adversarial erasures.

The topology estimation scheme for random erasures is slightly different from that for random errors. The difference comes from the fact that in random error model the injected errors in  $Z$  are chosen uniformly at random, while in random erasure model the injected errors are exactly the negative of the messages transferred. Thus Lemma 9 for random error model is not always true for random erasure model, where we have the following lemma as an alternative. Let  $\mathcal{Z}$  be the set of edges suffering erasures and  $|\mathcal{Z}| = z$ . Let  $\mathbf{t}(e) \in \mathbb{F}_q^{1 \times C}$  be the global encoding vectors [35] of edge  $e$ , *i.e.*, the packets carried by  $e$  is  $\mathbf{t}(e)X$  when no error or erasures happens in the network. Let  $T(\mathcal{Z}) \in \mathbb{F}_q^{z \times C}$  be the matrix with rows comprise of  $\{\mathbf{t}(e), e \in \mathcal{Z}\}$ . Recall that  $E = T'(\mathcal{Z})Z$  (as defined in Equation (5)), where the rows of  $Z$  comprise of  $\{\mathbf{z}(e) : e \in \mathcal{Z}\}$ , *i.e.*,  $\{-\mathbf{x}(e) : e \in \mathcal{Z}\}$ .

Then we have:

*Lemma 25:* If the source has max-flow  $z$  to the headers of the edges in  $\mathcal{Z}$ , with a probability at least  $1 - |\mathcal{E}|/q$ , the injected errors  $Z$  has full row rank  $z$  and thus  $\mathbf{E} = \mathbf{T}'(\mathcal{Z})$ .

**Proof:** Since the network is directed and acyclic, for ease of analysis we impose an partial order on the edges of  $\mathcal{Z} = \{e_1, e_2, \dots, e_z\}$ . In particular, for any  $j > i$ ,  $e_j$  can not be upstream of  $e_i$ .

Similar to Lemma 1, if the source has max-flow  $z$  to the headers of the edges in  $\mathcal{Z}$ ,  $T(\mathcal{Z})$  has full row rank  $z$  with a probability at least  $1 - |\mathcal{E}|/q$  under RLNC.

The error corresponding to the erasure on  $e_1$  equals  $-\mathbf{t}(\mathbf{e}_1)X$ . The packet traversing  $e_2$  may be effected by the first erasure. Hence the error corresponding to the erasure on  $e_2$  equals  $-(\mathbf{t}(\mathbf{e}_2) - a_{1,2}\mathbf{t}(\mathbf{e}_1))X = -\bar{\mathbf{t}}(e_2)X$ , where  $a_{1,2} = c_{1,2}$  is the *unit effect from  $e_1$  to  $e_2$* . In general, the error corresponding to the erasure on  $e_i$  equals

$$\begin{aligned} -\bar{\mathbf{t}}(e_i)X &= -(\mathbf{t}(\mathbf{e}_i) - \sum_{j=1,2,\dots,i-1} c_{j,i}\bar{\mathbf{t}}(e_j))X \\ &= -(\mathbf{t}(\mathbf{e}_i) - \sum_{j=1,2,\dots,i-1} a_{j,i}\mathbf{t}(\mathbf{e}_j))X, \end{aligned}$$

where  $c_{j,i}$  is the unit effect from  $e_j$  to  $e_i$ .

Thus  $Z = -AT(\mathcal{Z})X$ , where  $A \in \mathbb{F}_q^{z \times z}$  and the  $(i, j)$ 'th element of  $A$  equal  $-a(j, i)$  with  $j < i$ , 0 if  $j > i$ , 1 if  $i = j$ . Then  $A$  is invertible. If  $T(\mathcal{Z})$  has full row rank  $z$  and  $X$  has an invertible  $C \times C$  sub-matrix (for instance, the head),  $Z$  has full row rank  $z$ . Thus we have  $\mathbf{E} = \mathbf{T}'(\mathcal{Z})$ .  $\square$

To estimate the topology for random erasures under RLNC we use the similar two stage scheme in Section IV-C. That is, stage 1 is for collecting IRV information from multiple source generations, and stage 2 is for constructing the topology by the IRV information collected in stage 1.

For stage 1, recall that the identity matrix  $I_C$  is the header of source matrix  $X(i)$ , where  $i$  denotes the index of source generation. Thus the header of  $Y(i)$  is  $Y(i)_h = T - T'(\mathcal{Z}(i))A(i)T(\mathcal{Z}(i))$ , where  $A(i)$  is defined in the proof of Lemma 25. For  $i_1 \neq i_2$ , the difference of the headers  $Y(i_1)_h - Y(i_2)_h$  is  $T'(\mathcal{Z}(i_2))A(i_2)T(\mathcal{Z}(i_2)) - T'(\mathcal{Z}(i_1))A(i_1)T(\mathcal{Z}(i_1))$ . Since both  $A(i_1)$  and  $A(i_2)$  are invertible matrixes, the column space of  $Y(i_1)_h - Y(i_2)_h$  equals  $\mathbf{T}'(\mathcal{Z}(i_1) \cup \mathcal{Z}(i_2))$  if  $T(\mathcal{Z}(i_1) \cup \mathcal{Z}(i_2))$  has rank  $|\mathcal{Z}(i_1)| + |\mathcal{Z}(i_2)|$ . Thus,  $Y(i_1)_h - Y(i_2)_h$  could replace  $E(i)_r$  in **FIND-IRV** to provide the information of IRVs. Thus with similar assumptions in Section IV-C, we can use **FIND-IRV** to collect the IRV information, where  $E(i)_r$  is replaced by  $Y(i_1)_h - Y(i_2)_h$  for a pair  $(i_1, i_2) \in [1, t] \otimes [1, t]$ .

For stage 2, we can directly use **FIND-TOPO** to recover the topology of the network.

### C. Locating erasures under RLNC

The algorithm **LOCATE-RANDOM-RLNC** can be also used for locating network erasures (both random and adversarial), resulting in polynomial-time algorithms.

To locate *random erasures*, Lemma 25 proves that when the source has max-flow  $|\mathcal{Z}|$  to the headers of  $\mathcal{Z}$  who suffer erasures,  $\text{rank}(Z) = z$  and  $\mathbf{E} = \mathbf{T}'(\mathcal{Z})$ . Thus **LOCATE-RANDOM-RLNC** can be used to locate erasures in the network, with using  $E$  in Step B instead of  $E_r$ .

To use the efficient algorithm **LOCATE-RANDOM-RLNC** to locate *adversarial erasures*, by Lemma 25 it is required that any node has in-degree at least  $z$ . Otherwise, the high complexity algorithm **LOCATE-ADVERSARY-RLNC** can be used to find the locations of the adversarial erasures.

**Remark:** The algorithm for locating erasures can be used for locating edges experiencing problematic delays.

Let  $Y_d \in \mathbb{F}_q^{C \times n}$  be the delayed packet matrix received by  $r$ . Then  $r$  can locate the delayed edges by treating  $Y_d$  as the erasure matrix  $E$  and then using the scheme for locating network erasures.